

AGF Short-Term Income Class – Series F

This document contains key information you should know about AGF Short-Term Income Class (the "Fund"). You can find more detailed information in the Fund's simplified prospectus. Ask your representative for a copy, or contact AGF Investments Inc. at 1-800-268-8583 or tiger@AGF.com, or visit www.AGF.com/ca.

Before you invest in any fund, you should consider how the fund would work with your other investments and your tolerance for risk.

Effective on or about October 1, 2024, in replacement of certain operating expenses, the Fund will begin paying AGF Investments a fixed annual administration fee of 0.10% with respect to this series of the Fund, as further described in the Fund's simplified prospectus amendment filed on July 19, 2024. In addition, the management fee for the series will change from "0.75%" to "0.50%".

QUICK FACTS

| | | | |
|--|--------------------------|----------------------------|--|
| FUND CODES: | CAD: AGF865; USD: AGF765 | FUND MANAGER: | AGF Investments Inc. |
| DATE SERIES STARTED (SERIES F): | January 14, 2000 | PORTFOLIO MANAGER: | AGF Investments Inc. |
| TOTAL VALUE ON MAY 31, 2024: | \$17.8 million | DISTRIBUTIONS: | No regular dividend. Dividends are reinvested unless, in certain cases, you choose cash. |
| MANAGEMENT EXPENSE RATIO (MER As of: March 31, 2024): | 0.76% | MINIMUM INVESTMENT: | \$500 initial / \$25 additional |

WHAT DOES THE FUND INVEST IN?

The Fund's objective is to provide maximum income while preserving capital and liquidity. It invests primarily in short-term instruments, government guaranteed securities and corporate paper with a minimum A credit rating. The maximum exposure to investments in foreign markets is 49%.

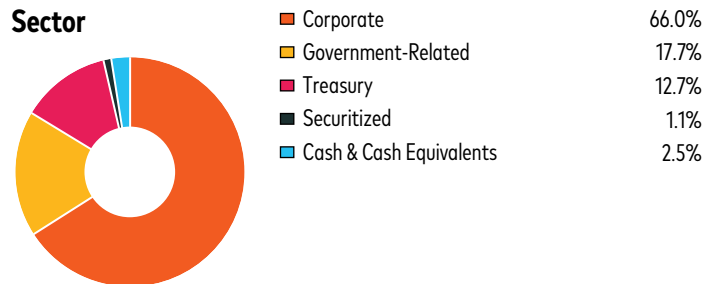
The charts below give you a snapshot of the Fund's investments on May 31, 2024. The Fund's investments will change.

Top 10 Investments (May 31, 2024)

| | | | |
|--|--------|-------------------|--------------|
| 1. Government of Canada | 3.25% | September 1, 2028 | 7.2% |
| 2. Province of Ontario | 2.25% | December 2, 2031 | 5.9% |
| 3. Canada Housing Trust No. 13 | 1.10% | June 15, 2028 | 5.5% |
| 4. Government of Canada | 1.00% | June 1, 2027 | 5.1% |
| 5. Province of Ontario | 3.40% | September 8, 2028 | 3.7% |
| 6. Canadian Western Bank | 5.261% | December 20, 2025 | 3.6% |
| 7. Finning International Inc. | 4.445% | May 16, 2028 | 2.6% |
| 8. Province of Ontario | 2.60% | June 2, 2027 | 2.6% |
| 9. Cash & Cash Equivalents | | | 2.5% |
| 10. Capital Power Corp. | 5.378% | January 25, 2027 | 2.3% |
| Total percentage of top 10 investments. | | | 43.0% |

| | |
|------------------------------------|-----------|
| Total number of investments | 52 |
|------------------------------------|-----------|

Investment Mix (May 31, 2024)



HOW RISKY IS IT?

The value of the Fund can go down as well as up. You could lose money.

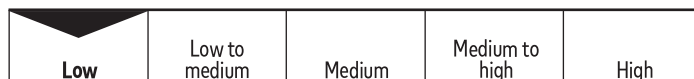
One way to gauge risk is to look at how much a fund's returns change over time. This is called "volatility".

In general, funds with higher volatility will have returns that change more over time. They typically have a greater chance of losing money and may have a greater chance of higher returns. Funds with lower volatility tend to have returns that change less over time. They typically have lower returns and may have a lower chance of losing money.

Risk rating

AGF Investments Inc. has rated the volatility of this Fund as **low**.

This rating is based on how much the Fund's returns have changed from year to year. It doesn't tell you how volatile the Fund will be in the future. The rating can change over time. A fund with a low risk rating can still lose money.



For more information about the risk rating and specific risks that can affect the Fund's returns, see "What are the risks of investing in the Fund?" and "Specific risks of the Funds" sections of the Fund's simplified prospectus.

No guarantees

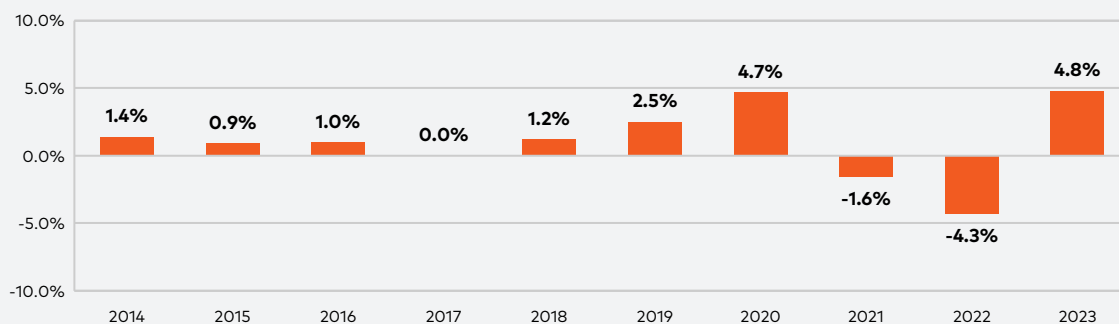
Like most mutual funds, this Fund doesn't have any guarantees. You may not get back the amount of money you invest.

HOW HAS THE FUND PERFORMED?

This section tells you how Series F shares of the Fund have performed over the past 10 years. Returns are after expenses have been deducted. These expenses reduce the Fund's returns.

Year-by-year returns

This chart shows how Series F shares of the Fund have performed in each of the past 10 years. The Fund dropped in value in 2 of the last 10 years. The range of returns and change from year to year can help you assess how risky the Fund has been in the past. It does not tell you how the Fund will perform in the future.



Best and worst 3-month returns

This table shows the best and worst returns for Series F shares of the Fund in a 3-month period over the past 10 years. The best and worst 3-month returns could be higher or lower in the future. Consider how much of a loss you could afford to take in a short period of time.

| | Return | 3 months ending | If you invested \$1,000 at the beginning of the period |
|---------------------|--------|-------------------|--|
| Best return | 4.1% | December 31, 2023 | Your investment would rise to \$1,041 |
| Worst return | -2.9% | April 30, 2022 | Your investment would drop to \$971 |

Average return

The annual compounded return of Series F shares of the Fund was 1.0% over the past 10 years. If you had invested \$1,000 in the Fund 10 years ago, your investment would now be worth \$1,108.

WHO IS THIS FUND FOR?

- you want the income potential of short-term fixed-income securities
- you are investing for the short term
- you want the lower risk associated with money market instruments and short-term fixed-income securities

A WORD ABOUT TAX

In general, you'll have to pay income tax on any money you make on a fund. How much you pay depends on the tax laws where you live and whether or not you hold the fund in a registered plan, such as a Registered Retirement Savings Plan or a Tax-Free Savings Account.

Keep in mind that if you hold your fund in a non-registered account, generally, fund distributions are included in your taxable income, whether you get them in cash or have them reinvested.

HOW MUCH DOES IT COST?

The following tables show the fees and expenses you could pay to buy, own and sell Series F shares of the Fund. The fees and expenses - including any commissions - can vary among series of a fund and among funds. Higher commissions can influence representatives to recommend one investment over another. Ask about other funds and investments that may be suitable for you at a lower cost.

1. Sales charges

No sales charges are applicable for this series of the Fund. You can buy Series F shares only through representatives who have received prior approval from AGF Investments Inc.

HOW MUCH DOES IT COST? CONT'D

2. Fund expenses

You do not pay these expenses directly. They affect you because they reduce the Fund's return. As of March 31, 2024, the series' expenses were 0.76% of its value. This equals \$7.60 for every \$1,000 invested.

| | Annual rate (as a % of the fund's value) |
|--|---|
| Management expense ratio (MER) This is the total of the Fund's management fee, fixed administration fee, any operating expenses not covered by the fixed administration fee, and the Fund's proportionate share of the MER, if applicable, of any underlying fund(s). AGF Investments Inc. waived some or all of the Fund's expenses. If it had not done so, the MER would have been higher. | 0.76% |
| Trading expense ratio (TER) These are the Fund's trading costs. | 0.00% |
| Fund expenses | 0.76% |

More about the trailing commission

No trailing commission will be paid.

3. Other fees

There are no other fees associated with buying, holding, selling or switching securities of the fund.

WHAT IF I CHANGE MY MIND?

Under securities law in some provinces and territories, you have the right to:

- withdraw from an agreement to buy mutual fund units within two business days after you receive a simplified prospectus or Fund Facts document, or
- cancel your purchase within 48 hours after you receive confirmation of the purchase.

In some provinces and territories, you also have the right to cancel a purchase, or in some jurisdictions, claim damages, if the simplified prospectus, Fund Facts document or financial statements contain a misrepresentation. You must act within the time limit set by the securities law in your province or territory.

For more information, see the securities law of your province or territory or ask a lawyer.

FOR MORE INFORMATION

Contact AGF Investments Inc. or your representative for a copy of the Fund's simplified prospectus and other disclosure documents. These documents and the Fund Facts make up the Fund's legal documents.

AGF Investments Inc.
 CIBC SQUARE, Tower One
 81 Bay Street, Suite 3900
 Toronto, ON
 M5J 0G1

Telephone: 905-214-8203
 Toll free: 1-800-268-8583
 Website: www.AGF.com/ca
 Email: tiger@AGF.com

To learn more about investing in mutual funds, see the brochure **Understanding mutual funds**, which is available on the website of the Canadian Securities Administrators at www.securities-administrators.ca.