

Overview

Utilizes a quantitative, multi-factor investment process based on environmental, social and governance (ESG) factors to select global equity securities aiming to provide long-term capital appreciation with reduced volatility, over a full market cycle.

Key Reasons to Invest

- Employs an ESG (environmental, social and governance) integration approach using a quantitative multi-factor model to evaluate equity securities of global issuers.
- Excludes companies that derive a significant portion of their revenue from the extraction of fossil fuels, tobacco products manufacturing or distribution, military defense contracting and companies involved in severe ESG controversies.

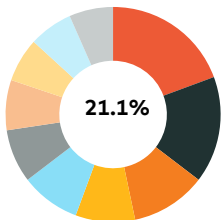
Average Annual Compound Returns (%)

	1 MO.	3 MO.	6 MO.	YTD	1 YR.	2 YR.	3 YR.	5 YR.	10 YR.	PSD [^]
FUND	-0.6	-3.2	0.9	10.2	13.7	-2.0	6.7	7.9	-	7.1

[^] Performance start date as of February 12, 2018.

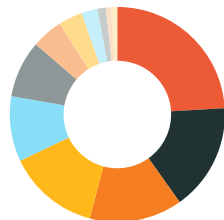
Top 10 Holdings

Total Holdings: **128**



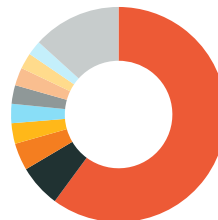
4.1%	●	Apple Inc.
3.4%	●	Microsoft Corp.
2.4%	●	KraneShares Global Carbon ETF
1.9%	●	Unitedhealth Group Inc.
1.9%	●	Taiwan Semiconductor Manufacturing Co. Ltd.
1.7%	●	Meta Platforms Inc.
1.6%	●	Broadcom Inc.
1.4%	●	Mastercard Inc.
1.4%	●	Adobe Inc.
1.4%	●	Texas Instruments Inc.

Sector Allocation



24.1%	●	Information Technology
16.1%	●	Financials
14.0%	●	Industrials
13.8%	●	Health Care
9.8%	●	Consumer Discretionary
8.6%	●	Communication Services
4.7%	●	Consumer Staples
3.6%	●	Materials
2.4%	●	Exchange Traded Fund
1.3%	●	Real Estate
0.8%	●	Utilities
0.9%	●	Cash & Cash Equivalents

Country Mix[‡]



60.1%	●	United States
6.4%	●	Japan
4.1%	●	France
3.1%	●	Canada
2.9%	●	Australia
2.8%	●	Germany
2.7%	●	Taiwan
2.4%	●	Multinational
2.2%	●	United Kingdom
13.3%	●	Other

Trading Information

Ticker Symbol	QEF
CUSIP	00851P104
Exchange	NEO

ETF Facts

Inception Date	February 12, 2018
AUM	\$100.3 million
Management Fee	0.45%
MER[~]	0.45%
Distribution Frequency	Annually
Holdings	128
Eligible for Registered Plans	Yes

[~]MER as of March 31, 2023. AGFI may, in its discretion, temporarily waive some or all of the expenses of the Fund, which will result in a reduction in the MER. AGFI may cease to offer any such waiver at any time without notice.

The distribution is not guaranteed, may be adjusted from time to time at the discretion of the fund manager and may vary from payment to payment. Amount shown, if any, is the most recent distribution amount.

[‡]Cash is not included.

Note: numbers may not add up to 100% because of rounding.

Our Team

AGF's quantitative investment team is intellectually diverse and multi-disciplined with a focus on factor-based investing. The team's approach is grounded in the belief that investment outcomes can be improved by assessing and targeting the factors that drive market returns.

Our Difference

AGF's quantitative investment team's philosophy is based on the belief that outcomes can be improved by assessing and targeting the factors that drive market returns. Given this philosophy, the team's objective is to provide better risk-adjusted returns through our construction of innovative investment portfolios that successfully balance risk management with opportunities for growth.

Our Process

Through the use of quantitative multi-factor investment processes, the team evaluates securities in order to construct portfolios that successfully balance risk management with opportunities for growth. A disciplined, transparent and repeatable investment approach guided by factor and risk models, allows for intelligent and informed allocations in order to achieve investment objectives.

For more Information visit [AGF.com](https://www.agf.com)

AGF ETFs are ETFs offered by AGF Investments Inc. ETFs are listed and traded on organized Canadian exchanges and may only be bought and sold through licensed dealers.

Commissions, management fees and expenses all may be associated with ETF investments. Please read the prospectus before investing. The indicated rates of return are the historical annual compounded total returns including changes in share or unit value and reinvestment of all dividends or distributions and do not take into account sales, redemption, distribution or optional charges or income taxes payable by any securityholder that would have reduced returns. ETFs are not guaranteed, their values change frequently and past performance may not be repeated.

The information contained herein was provided by AGF Investments Inc. as at October 31, 2023 and intends to provide you with information related to the ETF at a point in time. It is not intended to be investment advice applicable to any specific circumstances and should not be construed as investment advice. Market conditions may change, impacting the composition of a portfolio. AGF Investments Inc. assumes no responsibility for any investment decisions made based on the information provided herein.

References to specific securities are presented to illustrate the application of our investment philosophy only and do not represent all of the securities purchased, sold or recommended for the portfolio. It should not be assumed that investments in the securities identified were or will be profitable and should not be considered recommendations by AGF Investments.

This document is intended for advisors to support the assessment of investment suitability for investors. Investors are expected to consult their advisor to determine suitability for their investment objectives and portfolio.

©™ The "AGF" logo and all associated trademarks are registered trademarks or trademarks of AGF Management Limited and used under licence.