

Reasons to invest in this fund

- The strategy's 'go-anywhere' mandate enables the team to be tactical and focus on the best opportunities across all fixed income categories around the globe.
- For investors seeking a higher level of interest income and capital appreciation (relative to more traditional fixed-income strategies).

Investment process

- Top-down fundamental approach determines the strategy's category allocation and is combined with a bottom-up approach to corporate bond selection using proprietary corporate credit research.

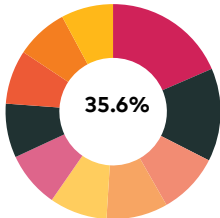
Average Annual Compound Returns (%)

	1 MO.	3 MO.	6 MO.	YTD	1 YR.	2 YR.	3 YR.	5 YR.	10 YR.	PSD [^]
FUND	-0.2	-1.8	-3.3	-0.9	1.4	-3.6	-2.7	-	-	-2.6

[^] Performance start date as of October 2, 2020.

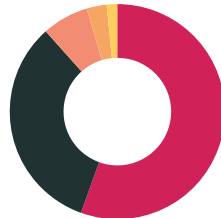
Top 10 Holdings[□]

Total Holdings: 251



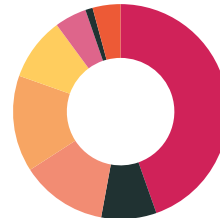
6.6%	Government of United States of America 3.875% August 15, 2033
5.0%	Government of France O.A.T. 3.00% May 25, 2033
3.3%	Government of United States of America Inflation Index Linked 2.00% January 15, 2026
3.3%	Government of United States of America 4.625% October 15, 2026
3.1%	Government of United States of America 4.375% August 15, 2043
3.0%	Government of United States of America 4.625% September 30, 2030
2.9%	Government of United States of America 4.125% August 15, 2053
2.9%	Government of Canada 2.25% June 1, 2029
2.8%	Government of United States of America 4.875% October 31, 2028
2.8%	Government of United States of America Treasury Bill 0.00% November 7, 2023

Fixed Income Allocation



55.5%	Treasury
32.9%	Corporate
7.0%	Government-Related
3.0%	Short Term
1.6%	Cash & Cash Equivalents

Credit Mix[□]



44.6%	AAA
8.3%	AA
13.0%	A
14.5%	BBB
9.5%	BB
4.8%	B
1.1%	CCC or Lower
4.2%	Non Rated

Trading Information

Ticker Symbol	AGLB
CUSIP	00110Q109
Exchange	NEO

ETF Facts

Inception Date	October 2, 2020
AUM	\$31.8 million
Management Fee	0.65%
MER	0.65%
Distribution Frequency	Quarterly, if any
Holdings	251
Eligible for Registered Plans	-

ETF Characteristics

Modified Duration (Years)	5.02
Average Term	6.84
Weighted Average YTM	5.90%

[□]MER as of March 31, 2023. AGFI may, in its discretion, temporarily waive some or all of the expenses of the Fund, which will result in a reduction in the MER. AGFI may cease to offer any such waiver at any time without notice.

The distribution is not guaranteed, may be adjusted from time to time at the discretion of the fund manager and may vary from payment to payment. Amount shown, if any, is the most recent distribution amount.

[□]Cash is not included.

Note: numbers may not add up to 100% because of rounding.

The AGF Fixed Income Team

The AGF Fixed Income team comprises a multi-disciplinary team based in Toronto, Canada that manage assets on behalf of retail and institutional clients. The team has a long and distinguished history, dating back to 1957, of managing a wide range of Canadian and global fixed income mandates. A global framework allows the team to strategically allocate to a wide range of fixed income categories and currencies, deriving value from category allocation, country allocation, the yield curve, credit and currency. The Team's extensive experience actively managing global fixed income mandates and the efficient use of specialists' results in a better diversified portfolio with multiple alpha-generating sources of return, while employing risk-mitigation strategies to reduce overall portfolio risk and volatility.

Tristan Sones, CFA **AGF Investments Inc.**

Vice-President and Portfolio Manager, Co-Head of Fixed Income

- Experience in all aspects of the fixed-income asset class spectrum
- Industry experience since 1993, all with AGF

Tom Nakamura, CFA **AGF Investments Inc.**

Vice-President and Portfolio Manager, Currency Strategy and Co-Head of Fixed Income

- Experience in all aspects of the fixed-income asset class spectrum
- Industry experience since 1998

For more information visit [AGF.com](https://www.agf.com)

AGF ETFs are ETFs offered by AGF Investments Inc. ETFs are listed and traded on organized Canadian exchanges and may only be bought and sold through licensed dealers.

Commissions, management fees and expenses all may be associated with ETF investments. Please read the prospectus before investing. The indicated rates of return are the historical annual compounded total returns including changes in share or unit value and reinvestment of all dividends or distributions and do not take into account sales, redemption, distribution or optional charges or income taxes payable by any securityholder that would have reduced returns. ETFs are not guaranteed, their values change frequently and past performance may not be repeated.

The information contained herein was provided by AGF Investments Inc. as at October 31, 2023 and intends to provide you with information related to the ETF at a point in time. It is not intended to be investment advice applicable to any specific circumstances and should not be construed as investment advice. Market conditions may change, impacting the composition of a portfolio. AGF Investments Inc. assumes no responsibility for any investment decisions made based on the information provided herein.

References to specific securities are presented to illustrate the application of our investment philosophy only and do not represent all of the securities purchased, sold or recommended for the portfolio. It should not be assumed that investments in the securities identified were or will be profitable and should not be considered recommendations by AGF Investments.

This document is intended for advisors to support the assessment of investment suitability for investors. Investors are expected to consult their advisor to determine suitability for their investment objectives and portfolio.

© The "AGF" logo and all associated trademarks are registered trademarks of AGF Management Limited and used under licence.

For more information, contact:

AGF Client Services

Toll Free: 1-800-268-8583