

Reasons to Invest in this Fund

- A convenient way to invest in a professionally managed portfolio of mutual funds and ETFs that seeks to provide superior growth to help you reach your long-term savings goals.
- Multi-level diversification across investment styles, sectors and regions to help reduce the risks associated with holding only one type of investment.
- Ongoing monitoring and quarterly rebalancing with the flexibility to adjust in response to changing markets to maintain the target allocation, take advantage of potential opportunities and manage risk.

Investment Process

- The Portfolio seeks to provide superior long-term returns by investing primarily in a globally diversified mix of equity funds with an asset mix target of 100% equities. The portfolio manager may adjust the target allocations depending on economic conditions and the relative value of equity and fixed income securities.

The below Sector Allocation and Country Mix are determined based on the aggregate holdings of the underlying funds. For more information regarding the underlying funds, please refer to AGF.com/Funds.

Average Annual Compound Returns (%)

	1 MO.	3 MO.	6 MO.	YTD	1 YR.	2 YR.	3 YR.	5 YR.	10 YR.	PSD [^]
FUND	0.1	6.0	12.7	16.5	14.3	22.5	16.2	-	-	18.6

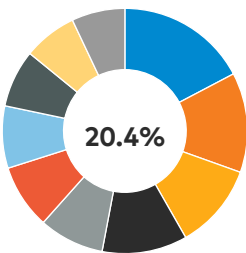
[^] Performance start date as of July 5, 2022.

Annual Returns (%)

	2024	2023	2022	2021	2020	2019	2018	2017	2016	2015
FUND	26.7	10.9	-	-	-	-	-	-	-	-

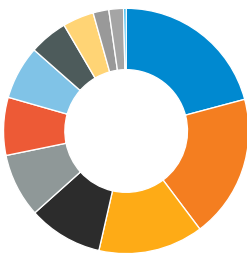
Top 10 Holdings[⌘]

Total Holdings: 671



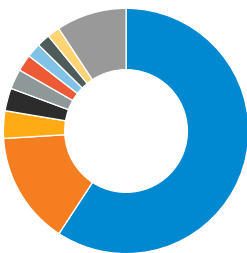
- 3.5% • Alphabet Inc.
- 2.7% • NVIDIA Corp.
- 2.3% • Apple Inc.
- 2.3% • Technology Select Sector SPDR Fund
- 1.8% • Broadcom Inc.
- 1.7% • Amazon.com Inc.
- 1.7% • Taiwan Semiconductor Manufacturing Co. Ltd.
- 1.5% • AbbVie Inc.
- 1.4% • Dow Jones US Thematic Low Beta TRS
- 1.4% • Tencent Holdings Ltd.

Sector Allocation (Equities)[⌘]



- 18.9% • Financials
- 13.8% • Industrials
- 9.8% • Communication Services
- 8.4% • Health Care
- 7.6% • Consumer Discretionary
- 7.1% • Energy
- 5.1% • Consumer Staples
- 4.1% • Materials
- 2.1% • Utilities
- 1.9% • Real Estate
- 0.3% • Exchange Traded Fund

Country Mix[⌘]



- 14.8% • Canada
- 3.6% • China
- 3.0% • Japan
- 2.6% • United Kingdom
- 2.2% • Taiwan
- 1.9% • Germany
- 1.7% • India
- 1.7% • South Korea
- 9.2% • Other

Target Asset Mix



Current Allocation

88.0% • Equities
3.0% AGF European Equity Fund
7.8% AGF Emerging Markets Fund
9.0% AGF U.S. Sector Fund
12.0% AGF Global Select Fund
16.1% AGF Canadian Dividend Income Fund
20.0% AGF Global Equity Fund
20.0% AGF American Growth Fund
9.0% Alternatives
3.9% AGF US Market Neutral Anti-Beta CAD-Hedged ETF
5.0% AGF Global Real Assets Fund
3.1% Cash & Cash Equivalents
3.1% Canadian Dollar

Actual percentages may vary.

Fund Details

Fund Type:	Equity
Fund Start Date:	June 22, 2022
Total Net Assets:	\$1,057.3 million
MER~:	0.35%
Risk Profile:	Medium

Fund Codes

	FE	ADV	FEADV
Series P	10951	20963	30976

Distributions

	2024	2023	2022
\$Amount/Unit	0.47	0.51	0.44
Annually Frequency ¹	Last paid on: 2024-12-27 \$0.4701/Unit		

Management Fee Tiers[^]

	Under 100k	Over 100k
Fund	0.93	0.66

[^]Please note that management fees above assume no 3rd party subadvisors. Qualified investors with over \$100k invested will have the lower management fee applied to all aggregate household assets.

~MER as of March 31, 2025. AGFI may, in its discretion, temporarily waive some or all of the expenses of the Fund, which will result in a reduction in the MER. AGFI may cease to offer any such waiver at any time without notice.

¹The distribution is not guaranteed, may be adjusted from time to time at the discretion of the fund manager and may vary from payment to payment. Amount shown, if any, is the most recent distribution amount.

[⌘]Cash is not included.

Note: numbers may not add up to 100% because of rounding.

AGF Investment Oversight Committee

The AGF Investment Oversight Committee (IOC) provides strategic asset allocation and ongoing monitoring for many of the AGF Platform Funds with the ability to adjust allocations in response to changing markets. The IOC is a dedicated team made up of AGF's senior investment, risk and product team members. The team provides ongoing investment oversight and asset allocation as well as portfolio and risk analytics. David Stonehouse is the portfolio manager responsible for making and carrying out all investment decisions as part of his role within the IOC.

For more information regarding the underlying funds, please refer to AGF.com/Funds.

PFSL Investments Canada Ltd., a mutual fund dealer, is the exclusive principal distributor of the AGF Platform Funds.

Commissions, trailing commissions, management fees and expenses all may be associated with mutual fund investments. Please read the prospectus before investing. The indicated rates of return are the historical annual compounded total returns including changes in share or unit value and reinvestment of all dividends or distributions and do not take into account sales, redemption, distribution or optional charges or income taxes payable by any securityholder that would have reduced returns. Mutual funds are not guaranteed, their values change frequently and past performance may not be repeated.

AGF ETFs are ETFs offered by AGF Investments Inc. ETFs are listed and traded on organized

Canadian exchanges and may only be bought and sold through licensed dealers.

References to specific securities are presented to illustrate the application of our investment philosophy only and are not to be considered recommendations by AGF Investments. The specific securities identified and described herein do not represent all of the securities purchased, sold or recommended for the portfolio, and it should not be assumed that investments in the securities identified were or will be profitable.

The information contained herein was provided by AGF Investments as at November 30, 2025 and intends to provide you with information related to AGF Global Growth Portfolio Fund at a point in time. It is not intended to be investment advice applicable to any specific circumstances and should not be construed as investment advice. Market conditions may change, impacting the composition of a portfolio. AGF Investments assumes no responsibility for any investment decisions made based on the information provided herein.

The payment of distributions should not be confused with a fund's performance, rate of return or yield. If distributions paid by the fund are greater than the performance of the fund, the original investment will shrink. Distributions paid as a result of capital gains realized by a fund, and income and dividends earned by a fund, are taxable to the investor in the year they are paid. The adjusted cost base will be reduced by the amount of any returns of capital. If the adjusted cost base falls below zero, the investor will have to pay capital gains tax on the amount below zero.

AGF Investments is a group of wholly owned subsidiaries of AGF Management Limited, a Canadian reporting issuer. The subsidiaries included in AGF Investments are AGF Investments Inc. (AGFI), AGF Investments LLC (AGFUS) and AGF International Advisors Company Limited (AGFIA). The term AGF Investments may refer to one or more of these subsidiaries or to all of them jointly. This term is used for convenience and does not precisely describe any of the separate companies, each of which manages its own affairs. AGF Investments entities only provide investment advisory services or offers investment funds in the jurisdiction where such firm and/or product is registered or authorized to provide such services. AGF Investments Inc. is a wholly-owned subsidiary of AGF Management Limited and conducts the management and advisory of mutual funds in Canada.

® TM The "AGF" logo and all associated trademarks are registered trademarks or trademarks of AGF Management Limited and used under licence.

This report may not be reproduced (in whole or in part), transmitted or made available to any other person without the prior written permission of AGF Investments Inc.

Published: December 9, 2025.

For more information, contact:

AGF Client Services

Toll Free: 1-888-226-2024