

Series P

Equity

As of November 30, 2025

Reasons to Invest in this Fund

- Exposure to complementary, actively managed high-conviction portfolios focused on identifying innovative U.S. companies with exceptional corporate leadership and strong growth prospects across market cycles.
- A comprehensive growth-oriented solution that provides exposure to small, medium, and large-cap companies in the world's largest and most diversified market.
- Strategic asset allocation oversight with the ability to adjust allocations in response to changing markets.
- Use as a core portfolio holding to participate in the growth potential of U.S. equities.

Investment Process

- The Fund seeks to provide long-term capital growth by investing in units of underlying mutual funds that invest primarily in equity securities of U.S. companies across the market capitalization spectrum.

The following portfolio allocation characteristics are determined based on the aggregate holdings of the underlying funds.

Average Annual Compound Returns (%)

	1 MO.	3 MO.	6 MO.	YTD	1 YR.	2 YR.	3 YR.	5 YR.	10 YR.	PSD [^]
FUND	-1.6	7.1	17.0	15.6	11.8	29.6	21.1	-	-	24.5

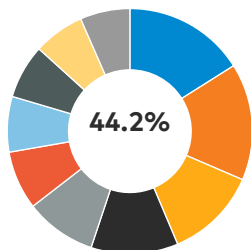
[^] Performance start date as of July 5, 2022.

Annual Returns (%)

	2024	2023	2022	2021	2020	2019	2018	2017	2016	2015
FUND	42.8	15.9	-	-	-	-	-	-	-	-

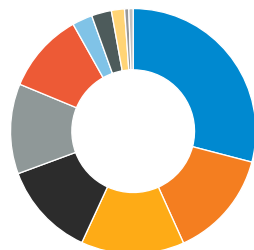
Top 10 Holdings[^]

Total Holdings: 66



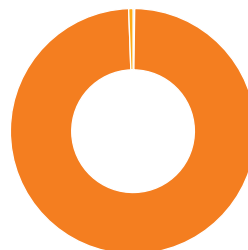
7.1% • NVIDIA Corp.
6.8% • Apple Inc.
5.4% • Alphabet Inc.
5.1% • Amazon.com Inc.
4.2% • Broadcom Inc.
3.4% • Danaher Corp.
3.2% • The Goldman Sachs Group Inc.
3.2% • Meta Platforms Inc.
3.0% • Applied Materials Inc.
2.9% • Uber Technologies Inc.

Sector Allocation



29.1% • Information Technology
14.2% • Industrials
13.6% • Consumer Discretionary
12.5% • Health Care
11.9% • Communication Services
10.6% • Financials
2.7% • Energy
2.6% • Consumer Staples
1.7% • Real Estate
0.6% • Materials
0.6% • Cash & Cash Equivalents

Asset Mix



99.4% • Equity
0.2% • Canadian Equity
99.2% • United States Equity
0.6% • Cash & Cash Equivalents
0.6% • Cash & Cash Equivalents

Fund Management

Portfolio Managers:	Auritro Kundu
	AGF Investments Inc.
	Mike Archibald AGF Investments Inc.

Fund Details

Fund Type:	Equity
Fund Start Date:	June 22, 2022
Total Net Assets:	\$926.0 million
MER ⁻ :	0.35%
Risk Profile:	<div><div></div><div></div><div></div><div></div><div></div></div> Medium

Fund Codes

	FE	ADV	FEADV
Series P	10600	20612	30625

Distributions

	2024	2023	2022
\$Amount/Unit	0.05	0.01	0.19
Annually Frequency ¹	Last paid on: 2024-12-20 \$0.0543/Unit		

Management Fee Tiers[^]

	Under 100k	Over 100k
Fund	0.93	0.66

[^]Please note that management fees above assume no 3rd party subadvisors. Qualified investors with over \$100k invested will have the lower management fee applied to all aggregate household assets.

⁻MER as of March 31, 2025. AGFI may, in its discretion, temporarily waive some or all of the expenses of the Fund, which will result in a reduction in the MER. AGFI may cease to offer any such waiver at any time without notice.

¹The distribution is not guaranteed, may be adjusted from time to time at the discretion of the fund manager and may vary from payment to payment. Amount shown, if any, is the most recent distribution amount.

[^]Cash is not included.

Note: numbers may not add up to 100% because of rounding.

Investment Philosophy

The investment team of the underlying Funds seek out leading and emerging growth companies. The team takes an objective to look at all stocks each day - they must be willing to buy each holding every day, otherwise the stock is sold. The Fund is a potential option for those aiming to gain exposure to equities across all market capitalization segments of the U.S. equity market.

For more information regarding the underlying funds, please refer to AGF.com/Funds. PFSL Investments Canada Ltd., a mutual fund dealer, is the exclusive principal distributor of the AGF Platform Funds.

Commissions, trailing commissions, management fees and expenses all may be associated with mutual fund investments. Please read the prospectus before investing. The indicated rates of return are the historical annual compounded total returns including changes in share or unit value and reinvestment of all dividends or distributions and do not take into account sales, redemption, distribution or optional charges or income taxes payable by any securityholder that would have reduced returns. Mutual funds are not guaranteed, their values change frequently and past performance may not be repeated.

AGF ETFs are ETFs offered by AGF Investments Inc. ETFs are listed and traded on organized Canadian exchanges and may only be bought and sold through licensed dealers.

References to specific securities are presented to illustrate the application of our investment philosophy only and are not to be considered recommendations by AGF Investments. The specific securities identified and described herein do not represent all of the securities purchased, sold or recommended for the portfolio, and it should not be assumed that investments in the securities identified were or will be profitable.

The information contained herein was provided by AGF Investments as at November 30, 2025 and intends to provide you with information related to AGF US All Cap Growth Equity Fund at a point in time. It is not intended to be investment advice applicable to any specific circumstances and should not be construed as investment advice. Market conditions may change, impacting the composition of a portfolio. AGF Investments assumes no responsibility for any investment decisions made based on the information provided herein.

The payment of distributions should not be confused with a fund's performance, rate of return or yield. If distributions paid by the fund are greater than the performance of the fund, the original investment will shrink. Distributions paid as a result of capital gains realized by a fund, and income and dividends earned by a fund, are taxable to the investor in the year they are paid. The adjusted cost base will be reduced by the amount of any returns of capital. If the adjusted cost base falls below zero, the investor will have to pay capital gains tax on the amount below zero.

AGF Investments is a group of wholly owned subsidiaries of AGF Management Limited, a Canadian reporting issuer. The subsidiaries included in AGF Investments are AGF Investments Inc. (AGFI), AGF Investments LLC (AGFUS) and AGF International Advisors Company Limited (AGFIA). The term AGF Investments may refer to one or more of these subsidiaries or to all of them jointly. This term is used for convenience and does not precisely describe any of the separate companies, each of which manages its own affairs. AGF Investments entities only provide investment advisory services or offers investment funds in the jurisdiction where such firm and/or product is registered or authorized to provide such services. AGF Investments Inc. is a wholly-owned subsidiary of AGF Management Limited and conducts the management and advisory of mutual funds in Canada.

® TM The "AGF" logo and all associated trademarks are registered trademarks or trademarks of AGF Management Limited and used under licence.

This report may not be reproduced (in whole or in part), transmitted or made available to any other person without the prior written permission of AGF Investments Inc.

Published: December 9, 2025.

Portfolio Managers

Auritro Kundu, MBA

AGF Investments Inc.

VP & Portfolio Manager

- Industry Exp: since 2012
- Firm Exp: since 2015

Mike Archibald, CFA, CMT, CAIA

AGF Investments Inc.

VP & Portfolio Manager

- Industry Exp: since 2007
- Firm Exp: since 2015

For more information, contact:

AGF Client Services

Toll Free: 1-888-226-2024