

AGF Canadian Money Market Fund

Series MF

Money Market

As of October 31, 2023

Reasons to invest in this fund

- This Fund seeks to provide income, while preserving capital and liquidity.

Investment process

- Invests primarily in high-quality money market instruments, such as Government of Canada and provincial Treasury bills, government-guaranteed agency paper and banker's acceptance paper.

Average Annual Compound Returns (%)

	1 MO.	3 MO.	6 MO.	YTD	1 YR.	2 YR.	3 YR.	5 YR.	10 YR.	PSD [^]
FUND	0.3	0.8	1.6	2.6	3.0	1.6	1.1	0.7	0.3	0.7

[^] Performance start date as of July 9, 2001.

Annual Returns (%)

	2022	2021	2020	2019	2018	2017	2016	2015	2014	2013
FUND	0.6	0.0	0.0	0.2	0.1	0.0	0.0	0.0	0.0	0.0

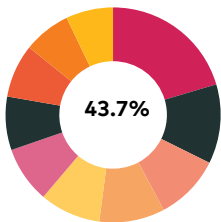
Growth of \$10,000

Invested July 31, 2001



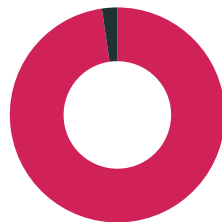
Top 10 Holdings[□]

Total Holdings: 44



- 8.9% Province of Quebec 0.00% November 3, 2023
- 5.2% Province of Ontario 0.00% November 15, 2023
- 4.3% Province of Quebec 0.00% December 28, 2023
- 4.3% Toronto-Dominion Bank 0.00% January 12, 2024
- 4.0% Province of Quebec 0.00% December 21, 2023
- 3.7% Province of Quebec 0.00% November 17, 2023
- 3.5% Bank of Nova Scotia 0.00% November 21, 2023
- 3.5% Province of Ontario 0.00% February 28, 2024
- 3.1% Province of Ontario 0.00% December 20, 2023
- 3.1% Province of Ontario 0.00% November 8, 2023

Fixed Income Allocation Credit Mix[□]



- 97.7% Short Term
- 2.3% Cash & Cash Equivalents



- 47.0% AA
- 53.0% A

Tom Nakamura, CFA
AGF Investments Inc.

Jean-Sébastien Nadeau, MBA, FRM, CFA
AGF Investments Inc.

Fund Details

Fund type: Canadian Money Market

Fund start date: December 1, 1975

Total net assets: \$121.9 million

MER[†]: 1.64%

Risk profile:  Low Med High

Fund Codes

	FE	F	Q
C\$ MF	230	866	-

Distributions

	2022	2021	2020
MF	0.06	0.00	0.00

Monthly MF¹ \$0.0302/unit

Please refer to AGF.com for distribution information.

[†]MER as of March 31, 2023. AGFI may, in its discretion, temporarily waive some or all of the expenses of the Fund, which will result in a reduction in the MER. AGFI may cease to offer any such waiver at any time without notice.

¹The distribution is not guaranteed, may be adjusted from time to time at the discretion of the fund manager and may vary from payment to payment. Amount shown, if any, is the most recent distribution amount.

[□]Cash is not included.

Note: numbers may not add up to 100% because of rounding.

Effective June 1, 2022, LL/DSC purchase options were closed to new purchases. Switches between AGF Funds with the same LL/DSC purchase option are still permitted.

AGF Canadian Money Market Fund

Series MF

Money Market

As of October 31, 2023

Investment Management Team

The AGF Fixed Income team is a multi-disciplinary team based in Toronto, Canada that manages assets on behalf of retail and institutional clients. We seek added value in fixed income by leveraging our long-tenured expertise in our core competencies. We focus on strategically allocating across fixed-income categories and currencies. We believe our strengths lie in the use of global fixed-income specialists to capture potential investment opportunities and that our disciplined methodology, using proprietary models and fundamental research, enables us to identify inefficiencies across global fixed-income markets.

Tom Nakamura, CFA AGF Investments Inc.

Vice-President and Portfolio Manager, Currency Strategy and Co-Head of Fixed Income

- Experience in all aspects of the fixed-income asset class spectrum
- Industry experience since 1998

Jean-Sébastien Nadeau, MBA, FRM, CFA AGF Investments Inc.

Co-Portfolio Manager

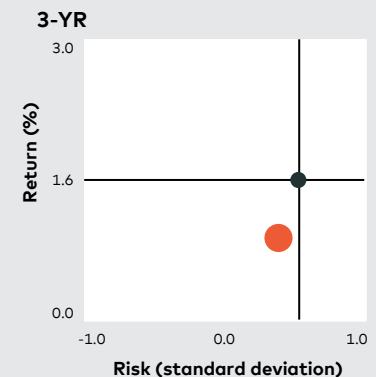
- Industry experience since 2012

Risk Measurements

Fund	3-Yr	5-Yr
Standard Deviation	0.38%	0.31%
Sharpe Ratio	-3.25	-4.11
Beta	-	-

Peer	3-Yr	5-Yr
Standard Deviation	0.52%	0.42%
Sharpe Ratio	-1.08	-1.84
Beta	-	-

Risk Return



- AGF Canadian Money Market Fund
- Peer

Source: Morningstar as of September 30, 2023. Peer Group is represented by Canadian Money Market. For more information, visit www.morningstar.ca. ©2022 Morningstar. All Rights Reserved. The information, data, analyses and opinions contained herein (1) include the confidential and proprietary information of Morningstar, (2) may include, or be derived from, account information provided by your financial advisor which cannot be verified by Morningstar, (3) may not be copied or redistributed, (4) do not constitute investment advice offered by Morningstar, (5) are provided solely for informational purposes and therefore are not an offer to buy or sell a security, and (6) are not warranted to be correct, complete or accurate. Except as otherwise required by law, Morningstar shall not be responsible for any trading decisions, damages or other losses resulting from, or related to, this information, data, analyses or opinions or their use. This report is supplemental sales literature. If applicable it must be preceded or accompanied by a prospectus, or equivalent, and disclosure statement.

References to specific securities are presented to illustrate the application of our investment philosophy only and do not represent all of the securities purchased, sold or recommended for the portfolio. It should not be assumed that investments in the securities identified were or will be profitable and should not be considered recommendations by AGF Investments.

The information contained herein was provided by AGF Investments Inc. as at October 31, 2023 and intends to provide you with information related to the Fund at a point in time. It is not intended to be investment advice applicable to any specific circumstances and should not be construed as investment advice. Market conditions may change, impacting the composition of a portfolio. AGF Investments Inc. assumes no responsibility for any investment decisions made based on the information provided herein.

Commissions, trailing commissions, management fees and expenses all may be associated with mutual fund investments. Please read the prospectus before investing. The performance data provided assumes reinvestment of distributions only and does not take into account sales, redemption, distribution or optional charges or income taxes payable by any securityholder that would have reduced returns. Mutual fund securities are not covered by the Canada Deposit Insurance Corporation or by any other government deposit insurer. There can be no assurances that the fund will be able to maintain its net asset value per security at a constant amount or that the full amount of your investment in the fund will be returned to you. Past performance may not be repeated. This is an annualized historical yield based on the seven-day period ended on October 31, 2023 [annualized in the case of effective yield by compounding the seven-day return] and does not represent an actual one-year return.

This document is intended for advisors to support the assessment of investment suitability for investors. Investors are expected to consult their advisor to determine suitability for their investment objectives and portfolio.

Series F securities can be purchased under the simplified prospectus only through your registered dealer who has obtained consent of AGF to offer Series F securities.

The payment of distributions should not be confused with a fund's performance, rate of return or yield. If distributions paid by the fund are greater than the performance of the fund, your original investment will shrink. Distributions paid as a result of capital gains realized by a fund, and income and dividends earned by a fund, are taxable in your hands in the year they are paid. Your adjusted cost base will be reduced by the amount of any returns of capital. If your adjusted cost base falls below zero, you will have to pay capital gains tax on the amount below zero.

©™ The "AGF" logo and all associated trademarks are registered trademarks or trademarks of AGF Management Limited and used under licence.

For more information, contact:

AGF Client Services

Toll Free: 1-800-268-8583