

# AGF MANAGEMENT LIMITED

**Q2 2008**  
**Financial & Operating Results**  
**June 25, 2008**



What are you doing after work?

# CAUTION REGARDING FORWARD-LOOKING STATEMENTS

The forward looking information is provided as of June 25, 2008. Certain information presented in these remarks and in this presentation that is not historical factual information may constitute forward-looking information within the meaning of securities laws. Actual results could differ materially from a conclusion, forecast or projection contained in such forward-looking information. Forward-looking information may relate to our future outlook and anticipated events or results and may include statements about AGF Management Limited ("AGF") or the investment funds it manages (the "Funds"), including business operations, strategy and expected financial performance and condition. Forward-looking statements include statements that are predictive in nature, depend upon or refer to future events or conditions, or include words such as "expects", "anticipates", "intends", "plans", "believes", or negative versions thereof and similar expressions. In addition, any statement that may be made concerning future financial performance (including revenues, earnings or growth rates), ongoing business strategies or prospects, and possible future action on our part, is also a forward-looking statement.

Certain material factors or assumptions, such as expected growth, results of operations, business prospects, performance and opportunities, were also applied in drawing a conclusion or making a forecast or projection as reflected in such forward-looking information. Forward-looking statements are based on current expectations and projections about future events and are inherently subject to, among other things, risks, uncertainties and assumptions about our operations, economic factors and the financial services industry generally. While we consider these factors and assumptions to be reasonable based on information currently available, they may prove to be incorrect. Actual events and results could differ materially from those expressed or implied by forward-looking statements made by us due to, but not limited to, important factors such as level of assets under our management, volume of sales and redemption of our investment products, performance of our investment funds and of our investment managers and advisors, competitive fee levels for investment management products and administration, and competitive dealer compensation levels, size and default experience on our loan portfolio and cost efficiency in our loan operations, as well as interest and foreign exchange rates, taxation, changes in government regulations, unexpected judicial or regulatory proceedings, and our ability to complete strategic transactions and integrate acquisitions. Additional information about the material factors that could cause actual results to differ materially from the conclusions, forecasts or projections in the forward-looking information, details regarding the material factors or assumptions that were applied in drawing such conclusions or making such forecasts or projections, and more exhaustive information on the risks and uncertainties can be found in AGF's most recent financial statements and MD&A and, for the Funds, in each Fund's most recent prospectus and MRFP, as applicable, all available on [www.sedar.com](http://www.sedar.com).



# CONFERENCE CALL PARTICIPANTS

---

## **Speaking:**

Blake Goldring, CFA, Chairman & Chief Executive Officer

Greg Henderson, CA, Senior Vice-President & Chief Financial Officer

## **In Attendance:**

Randy Ambrosie, President, AGF Funds Inc.

Rob Badun, President, AGF Asset Management Group

Mario Causarano, CA, President & Chief Operating Officer, AGF Trust Company

Martin Hubbes, CFA, Executive Vice-President & Chief Investment Officer, AGF Funds Inc.



# Q2 2008 FINANCIAL OVERVIEW

## SOLID FINANCIAL RESULTS DESPITE VOLATILE MARKETS.

Revenue from continuing operations decreased *	1.3%
EBITDA from continuing operations decreased *	1.6 %
Income from continuing operations increased *	7.1 %
Diluted EPS from continuing operations increased *	8.9 %
Investment Management EBITDA decreased	6.8 %
Bank debt reduced	33.6 %
Trust EBITDA increased *	21.6 %

*\*Excluding an \$8.0 million securitization gain in second quarter of 2007.*



## Q2 2008 OVERVIEW

**Average mutual fund AUM down 5.6%**

**Continued market volatility. Net redemptions of \$259 million**

**Total assets under management decline 7.2%**

**Trust loan assets rise 44.2% year over year**

**Smith & Williamson's net income up 51.6% year-over-year**

**Share repurchase program – secured a \$60.0 million credit facility**



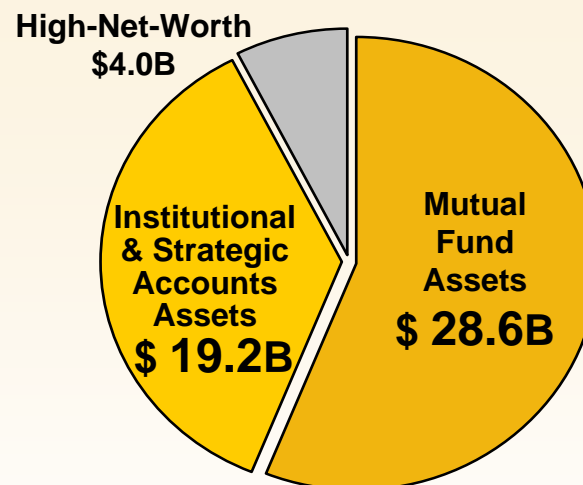
# AGF MANAGEMENT LIMITED: THE PROFILE HAS CHANGED

Nov. 30, 1996



Total assets:  
\$10.0 billion

May 31, 2008



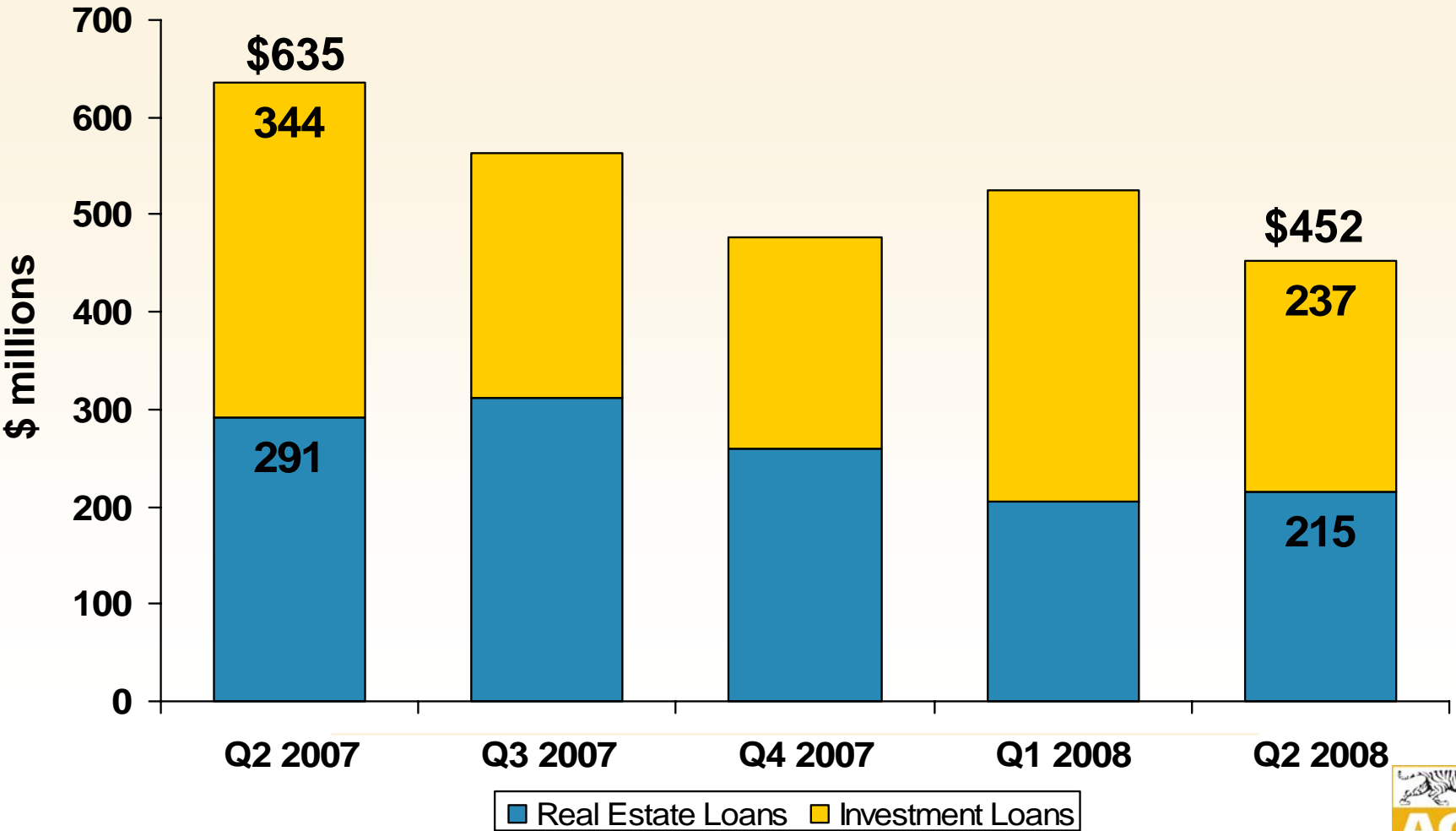
Total assets:  
\$51.8 billion

	Nov. 30, 1996	May. 31, 2008
Trust Loan Assets	\$0.1B	\$4.3B
AGF Share Price*	\$5.17	\$22.75
Dividend*	\$0.10	\$1.00
Dividend Yield	1.93%	4.4%

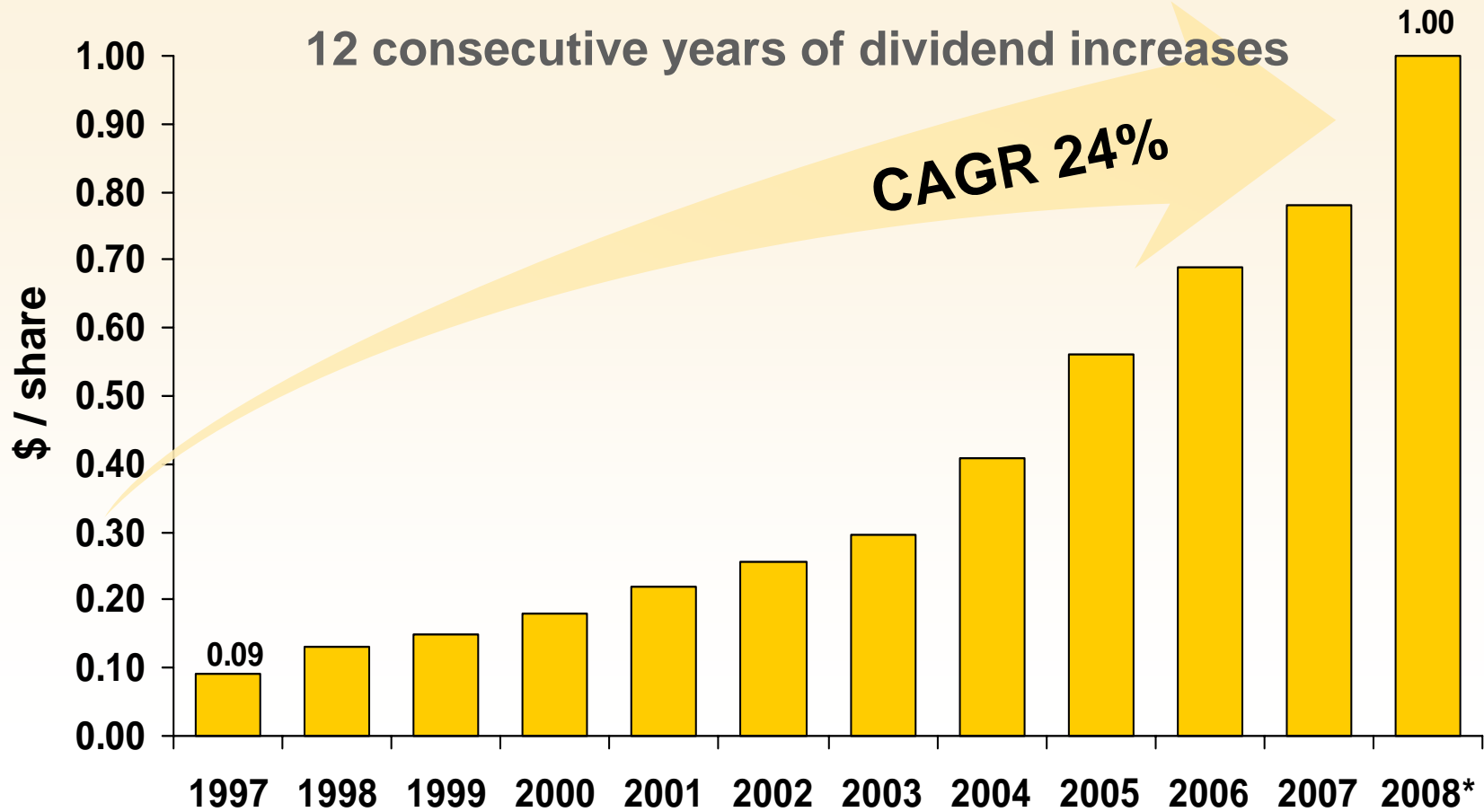
\* Adjusted for stock splits.



# AGF TRUST COMPANY: GROSS LOAN ORIGINATIONS



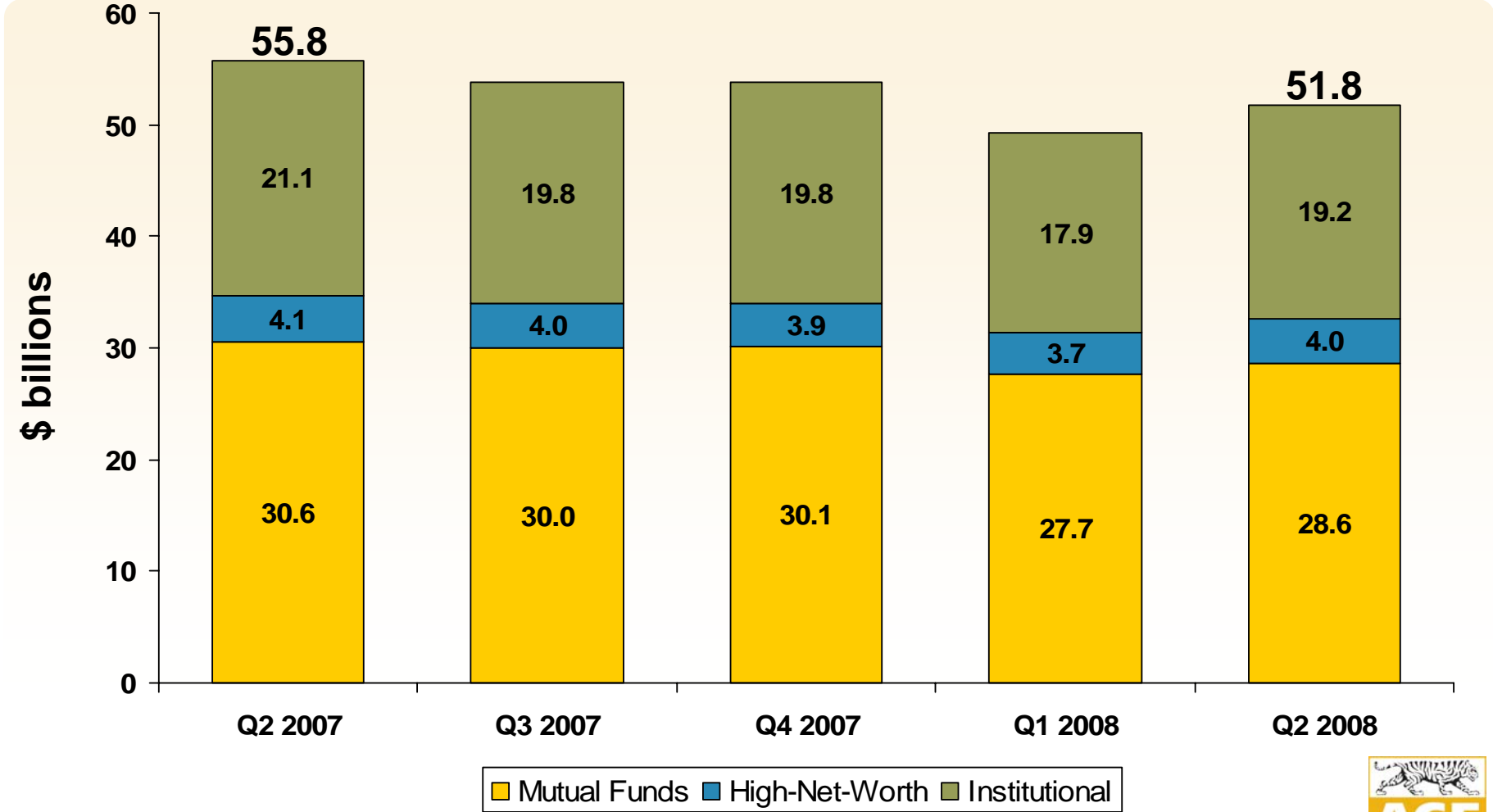
# CAPITAL STEWARDSHIP: DIVIDENDS



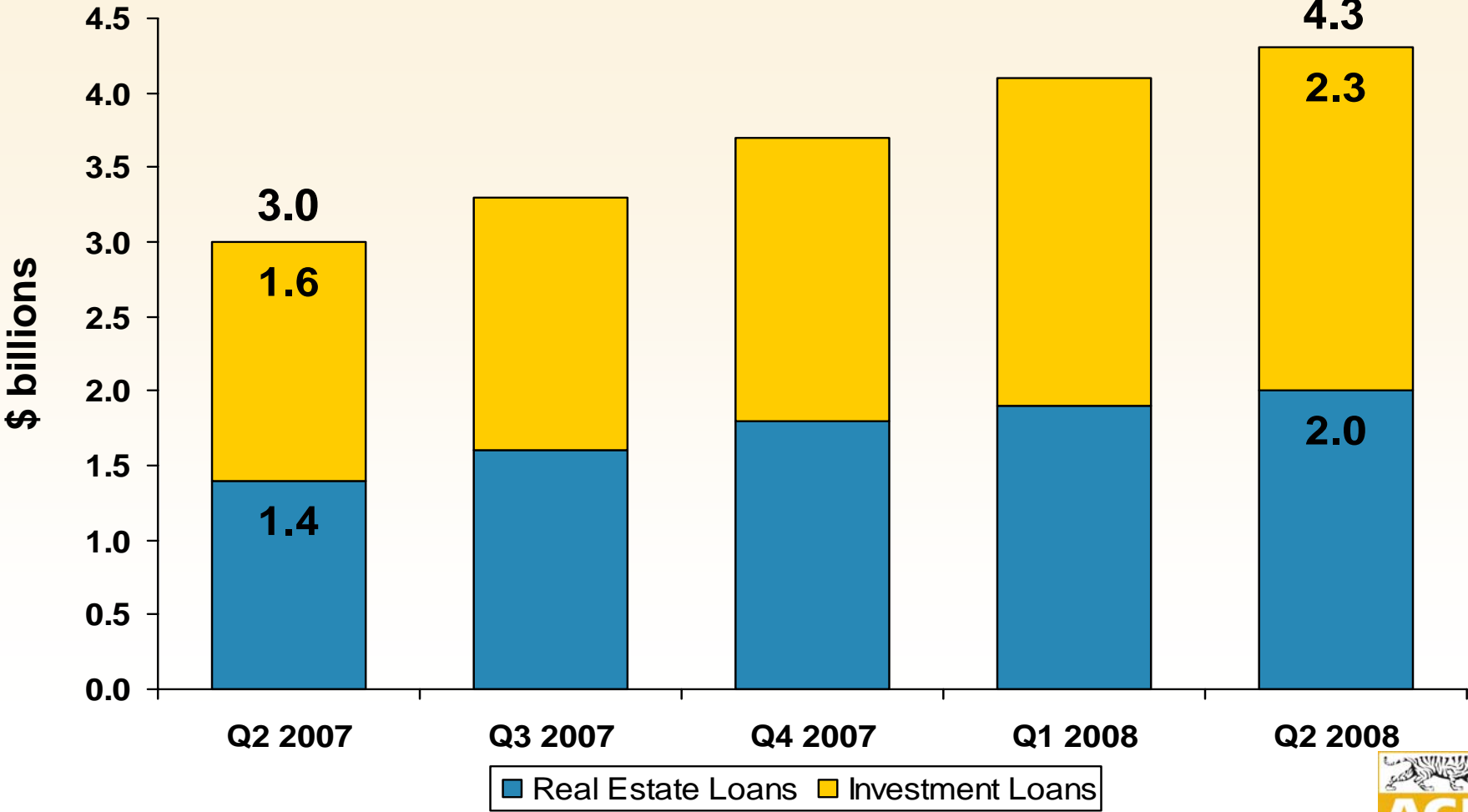
\* Annualized based on January 30, 2008 announcement of dividend increase.



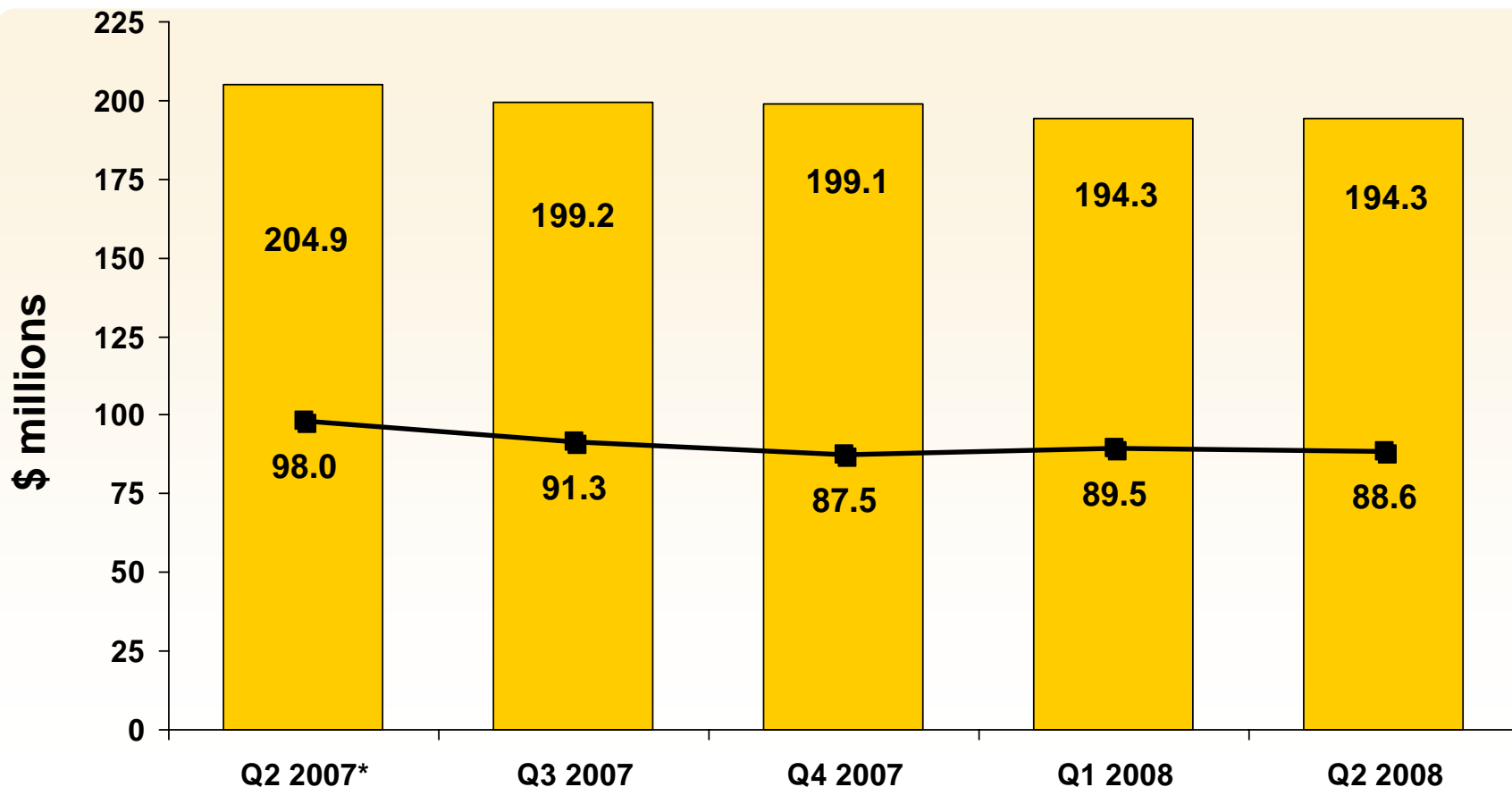
# INVESTMENT MANAGEMENT: ASSETS UNDER MANAGEMENT (AUM)



# AGF TRUST COMPANY: LOAN ASSETS



# AGF MANAGEMENT LIMITED: REVENUE AND EBITDA - Continuing Operations



**EBITDA  
Margin**

**47.8%\***

**45.8%**

**43.9%**

**46.1%**

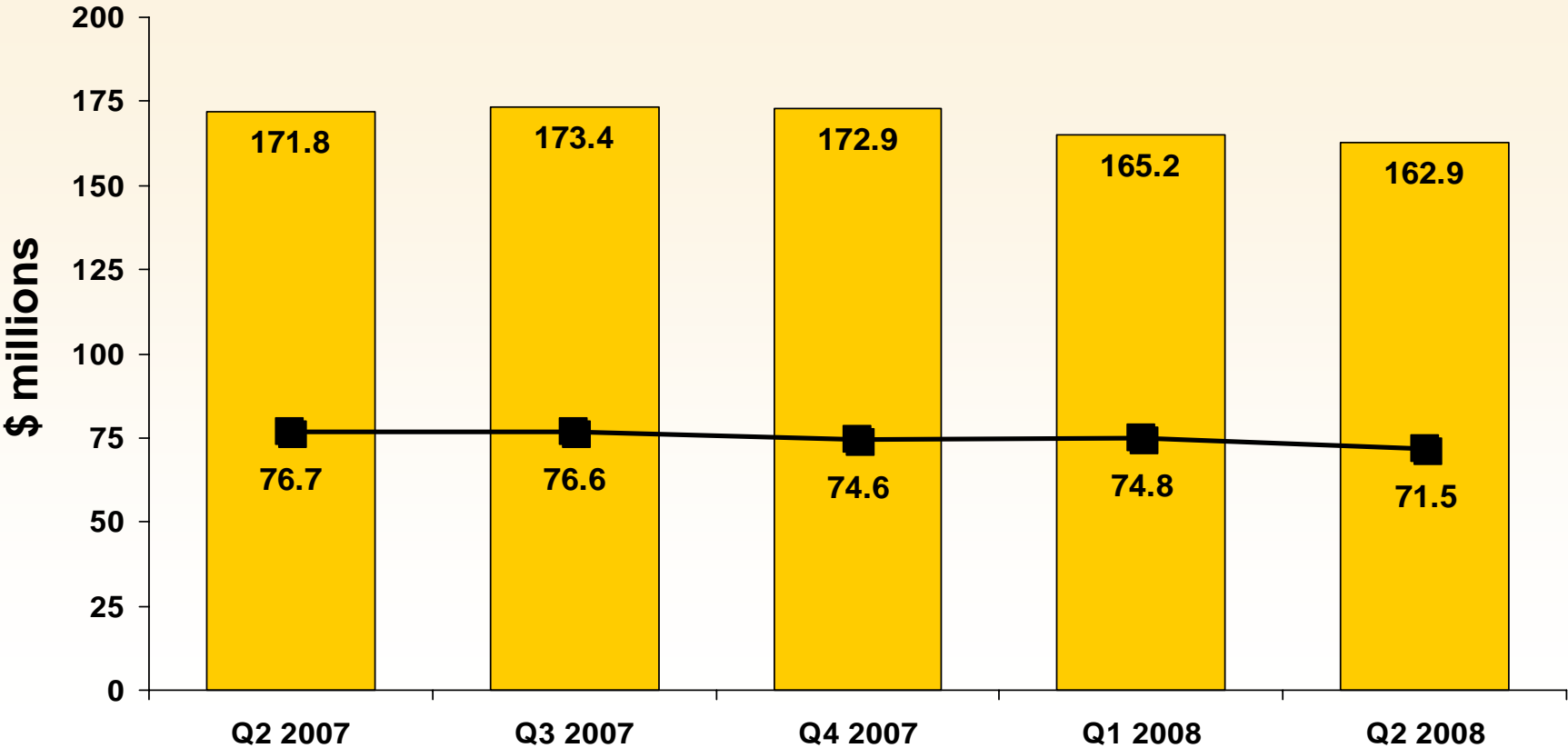
**45.6%**

\*Includes an \$8.0 million (\$5.2 million net of tax) securitization gain.

Revenue EBITDA



# INVESTMENT MANAGEMENT REVENUE & EBITDA - Continuing Operations



EBITDA  
Margin

44.6%

44.2%

43.1%

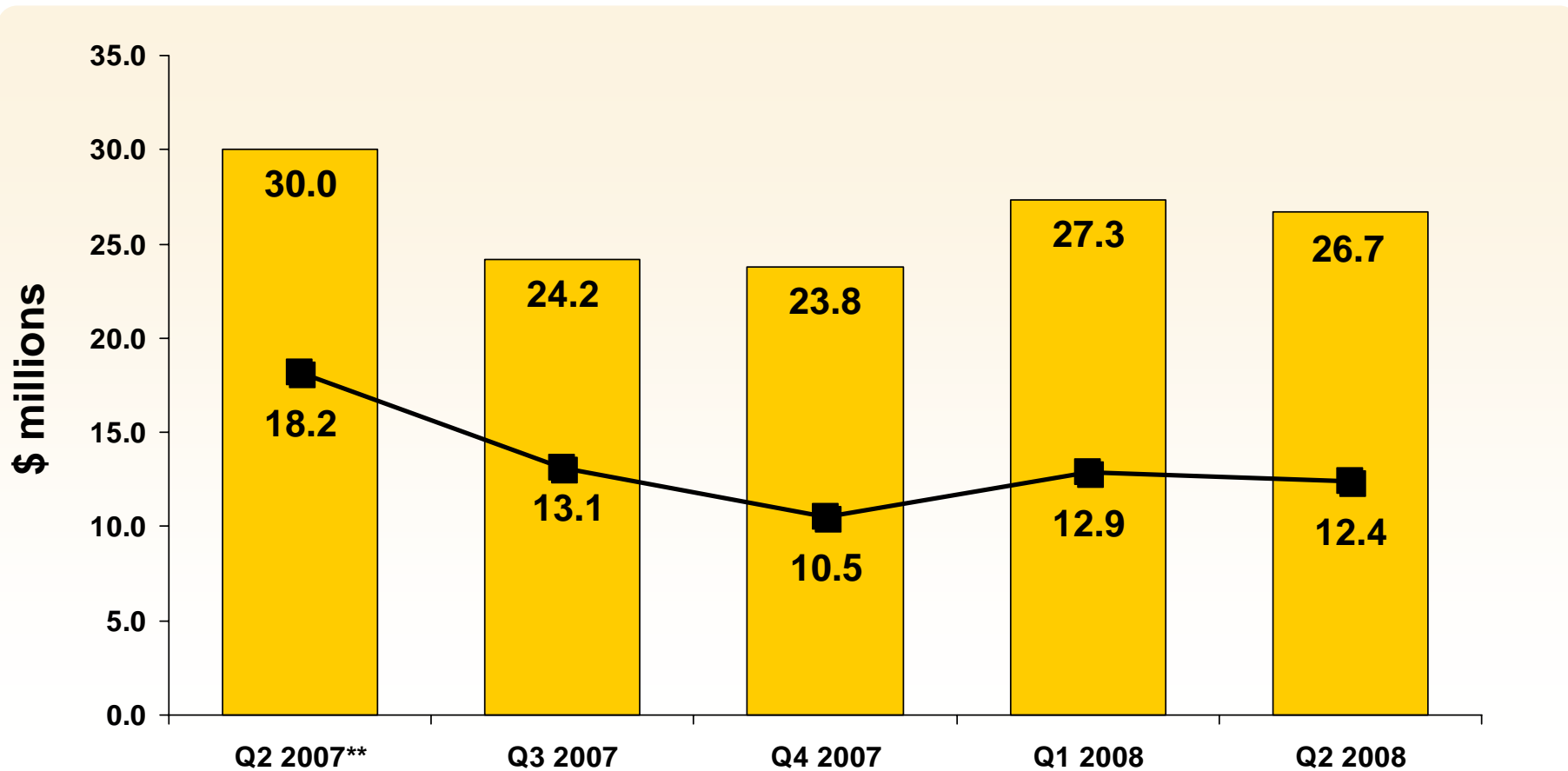
45.3%

43.9%

Revenue EBITDA



# AGF TRUST COMPANY: REVENUE & EBITDA



**EBITDA  
Margin**

**60.7%**

**54.1%**

**44.1%**

**47.3%**

**46.4%**

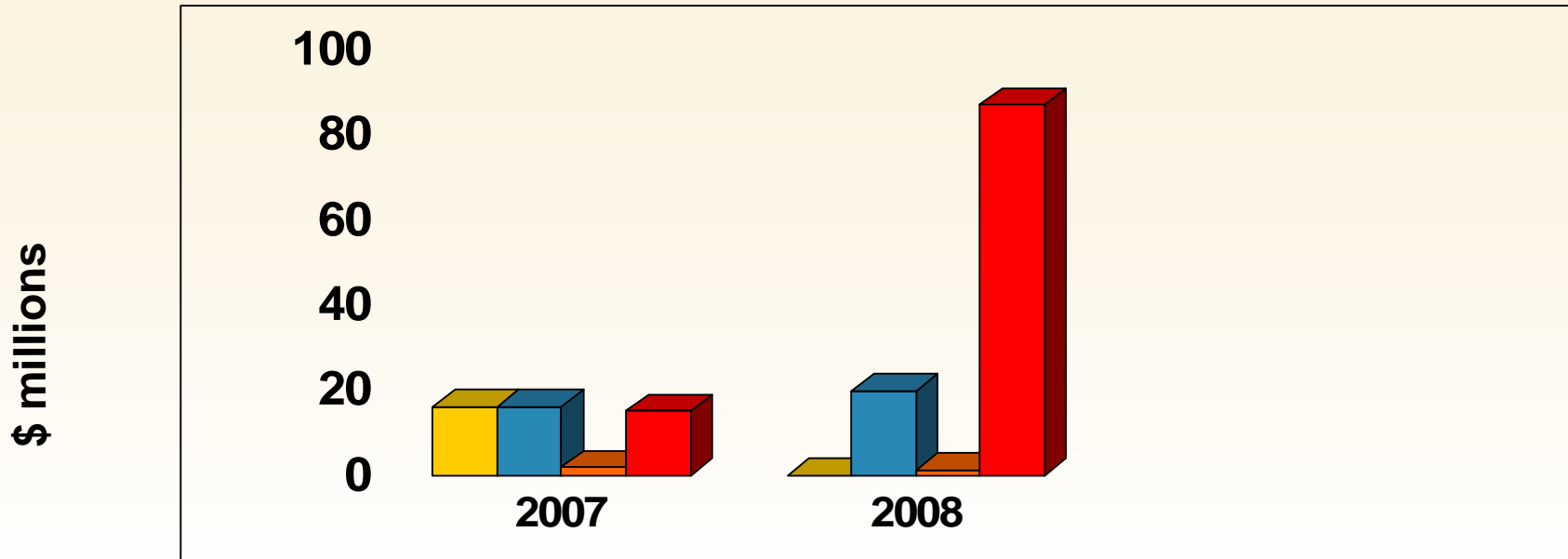
\* Net interest income, other revenue and securitization gains & related items.

\*\* Includes \$8.0 million (\$5.2 million net of tax) securitization gain.

■ Revenue\* — EBITDA



# AGF MANAGEMENT LIMITED: USE OF FREE CASH FLOW FOR THE QUARTER



- Investment in Trust
- Dividends
- Purchase of PPE
- Repayment of Debt

# PERFORMANCE: STRONG LONG TERM VALUE TO SHAREHOLDERS

## TOTAL RETURN ANNUALIZED SINCE INCEPTION (AUG. 1968)

<b>AGF.B</b>	15%
TSX Composite	11%

## TOTAL RETURN ANNUALIZED OVER 10 YEARS

<b>AGF.B</b>	9%
TSX Composite	9%

## TOTAL RETURN OVER 1 YEAR

<b>AGF.B</b>	(37)%
TSX Composite	7%



# AGF MANAGEMENT LIMITED

## QUESTIONS



What are you doing after work?