

CAUTION REGARDING FORWARD-LOOKING STATEMENTS

The forward looking information is provided as of January 30, 2008. Certain information presented in these remarks and in this presentation that is not historical factual information may constitute forward-looking information within the meaning of securities laws. Actual results could differ materially from a conclusion, forecast or projection contained in such forward-looking information. Forward-looking information may relate to our future outlook and anticipated events or results and may include statements about AGF Management Limited ("AGF") or the investment funds it manages (the "Funds"), including business operations, strategy and expected financial performance and condition. Forward-looking statements include statements that are predictive in nature, depend upon or refer to future events or conditions, or include words such as "expects", "anticipates", "intends", "plans", "believes", or negative versions thereof and similar expressions. In addition, any statement that may be made concerning future financial performance (including revenues, earnings or growth rates), ongoing business strategies or prospects, and possible future action on our part, is also a forward-looking statement.

Certain material factors or assumptions were also applied in drawing a conclusion or making a forecast or projection as reflected in such forward-looking information. While we consider these factors and assumptions to be reasonable based on information currently available, they may prove to be incorrect. Additional information about the material factors that could cause actual results to differ materially from the conclusions, forecasts or projections in the forward-looking information, details regarding the material factors or assumptions that were applied in drawing such conclusions or making such forecasts or projections, and more exhaustive information on the risks and uncertainties can be found in AGF's most recent financial statements and MD&A and, for the Funds, in each Fund's most recent prospectus and MRFP, as applicable, all available on www.sedar.com.

CONFERENCE CALL PARTICIPANTS

Speaking:

Blake C. Goldring, CFA, Chairman & Chief Executive Officer

Greg J. Henderson, CA, Senior Vice-President & Chief Financial Officer

In attendance:

Randy G. Ambrosie, President of AGF Funds Inc.

Mario Causarano, CA, President & Chief Operating Officer of AGF Trust Company

Q4 2007 AND FISCAL 2007 FINANCIAL HIGHLIGHTS

	Q4	Fiscal 2007
Revenue from continuing operations increased	25.6%	28.5%
EBITDA from continuing operations increased	45.1%	43.7%
Income from continuing operations increased	137.5%	72.3%
Diluted EPS from continuing operations increased	134.8%	69.3%
Investment Management EBITDA increased	44.3%	41.7%
Trust EBITDA increased	40.0%	53.7%

PERFORMANCE HIGHLIGHTS

Strong long-term investment performance

Top non-bank firm net sales* for the 2007 fiscal year

Another successful year at the Canadian Investment Awards

Leveraging AGFIA's value style expertise in Canadian mandates

Profitable & synergistic contribution from AGF Trust

Formed AGF Asset Management Group Limited

RETAIL BUSINESS: TOP SELLING NON-BANK FIRM

AGF was the top selling non-bank firm in Canada for fiscal 2007, with long-term fund net sales* of \$2,441M.

2007 Net Sales of Long-Term Funds (in \$ millions)

Rank	Firm	12 Months Ended Nov. 30
#1	AGF	\$2,441
#2	Dynamic	\$2,247
#3	IGM	\$1,972
#4	CI Investments	\$1,610

Source: IFIC, CI press releases, and Investor Economics

* Net sales excluding re-invested distributions

RETAIL BUSINESS: INDUSTRY PERSPECTIVE – TOP 10 FIRMS

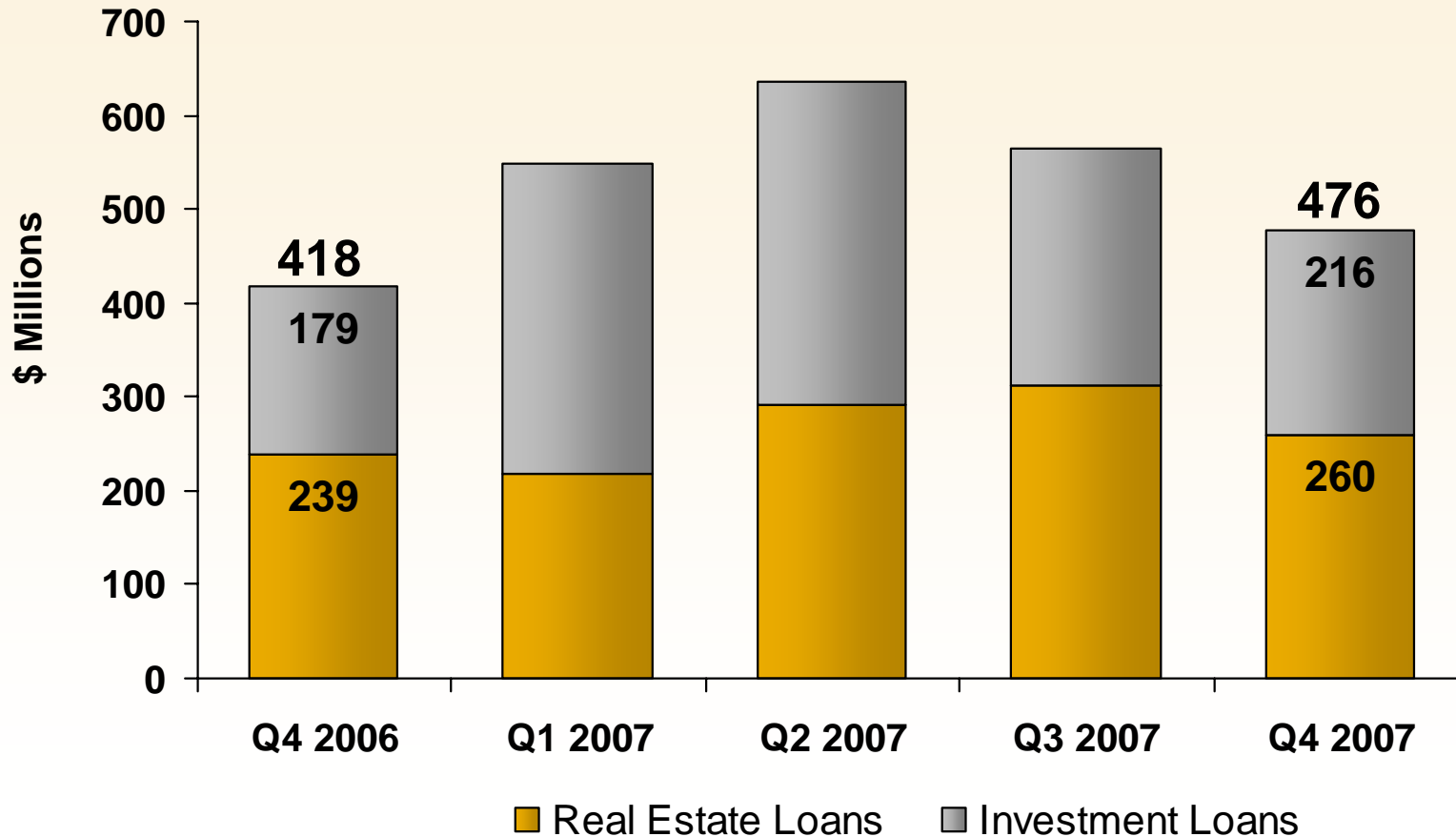
	Asset Market Share*	Net Sales Market Share** (12 Mo. Ended November 30, 2007, LT Funds)
AGF	4.4%	8.3%
Banks (average***)	6.5%	9.7%
Non-Banks (average***)	7.6%	2.9%

* Average of November 30, 2006, and November 30, 2007. Source: Investor Economics, Long-Term Funds

** Source: IFIC & CI press releases

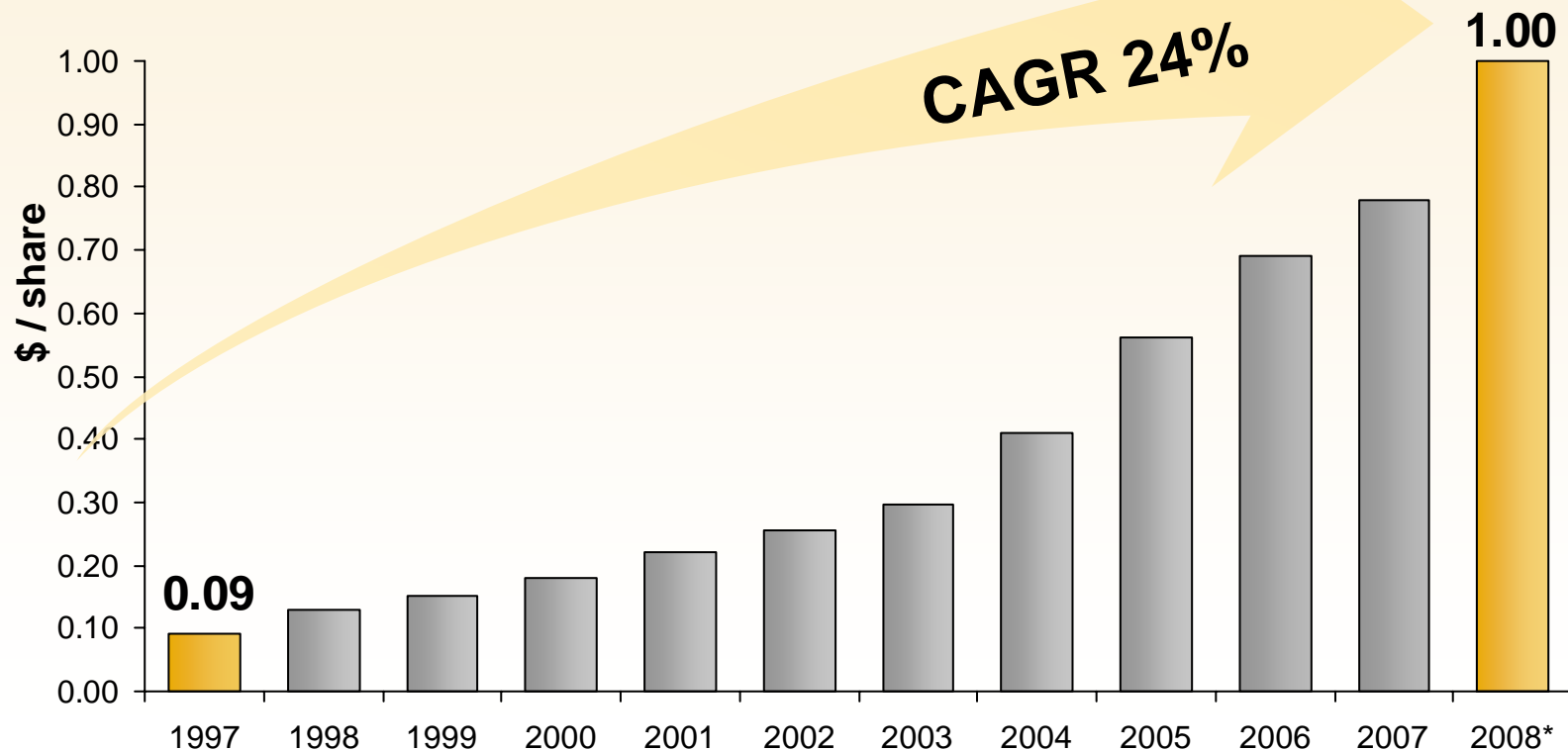
***Average for those in the top 10 in the industry by assets other than AGF

AGF TRUST COMPANY: GROSS LOAN ORIGINATIONS



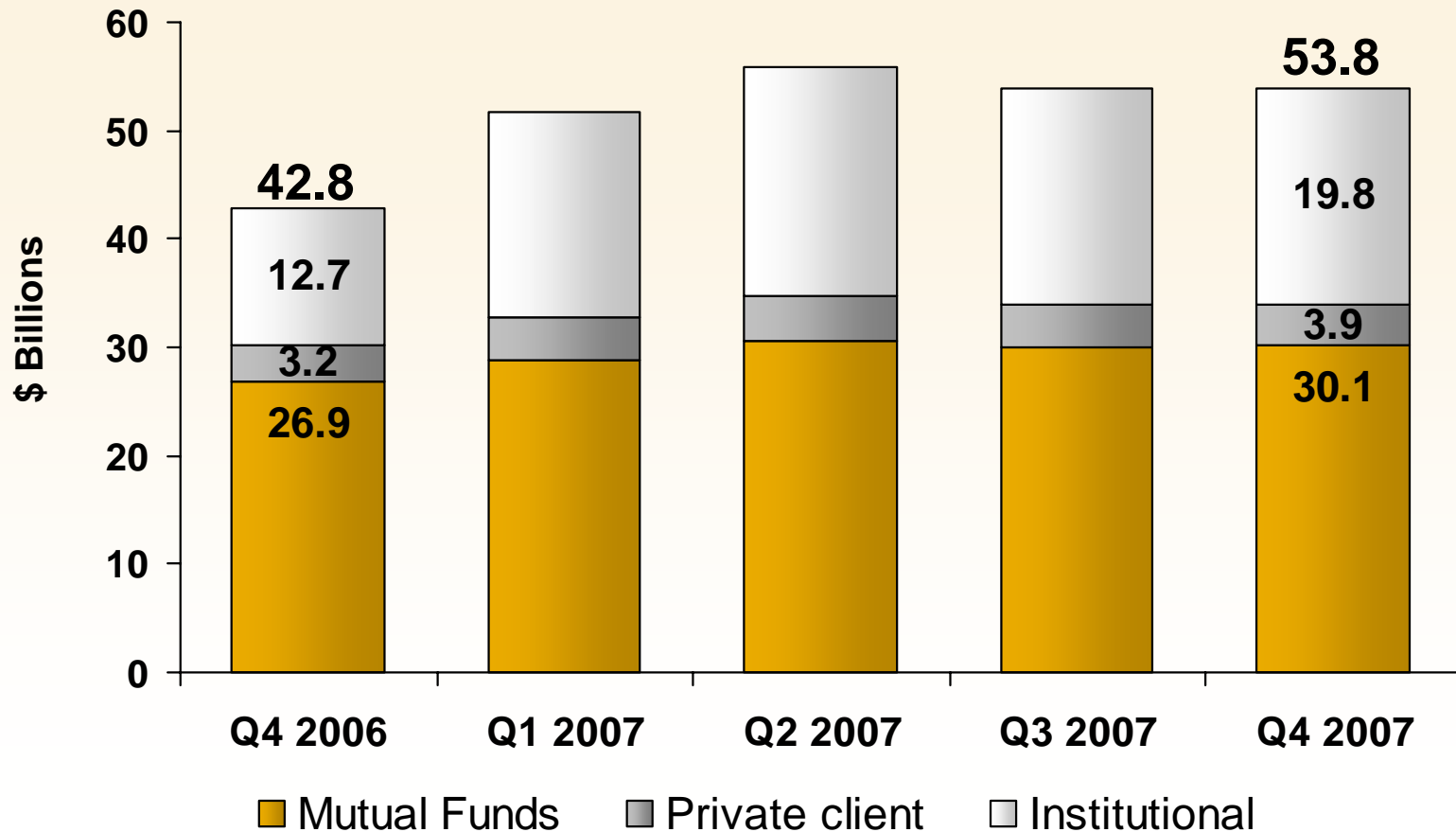
CAPITAL STEWARDSHIP: DIVIDENDS

11 consecutive years of dividend increases

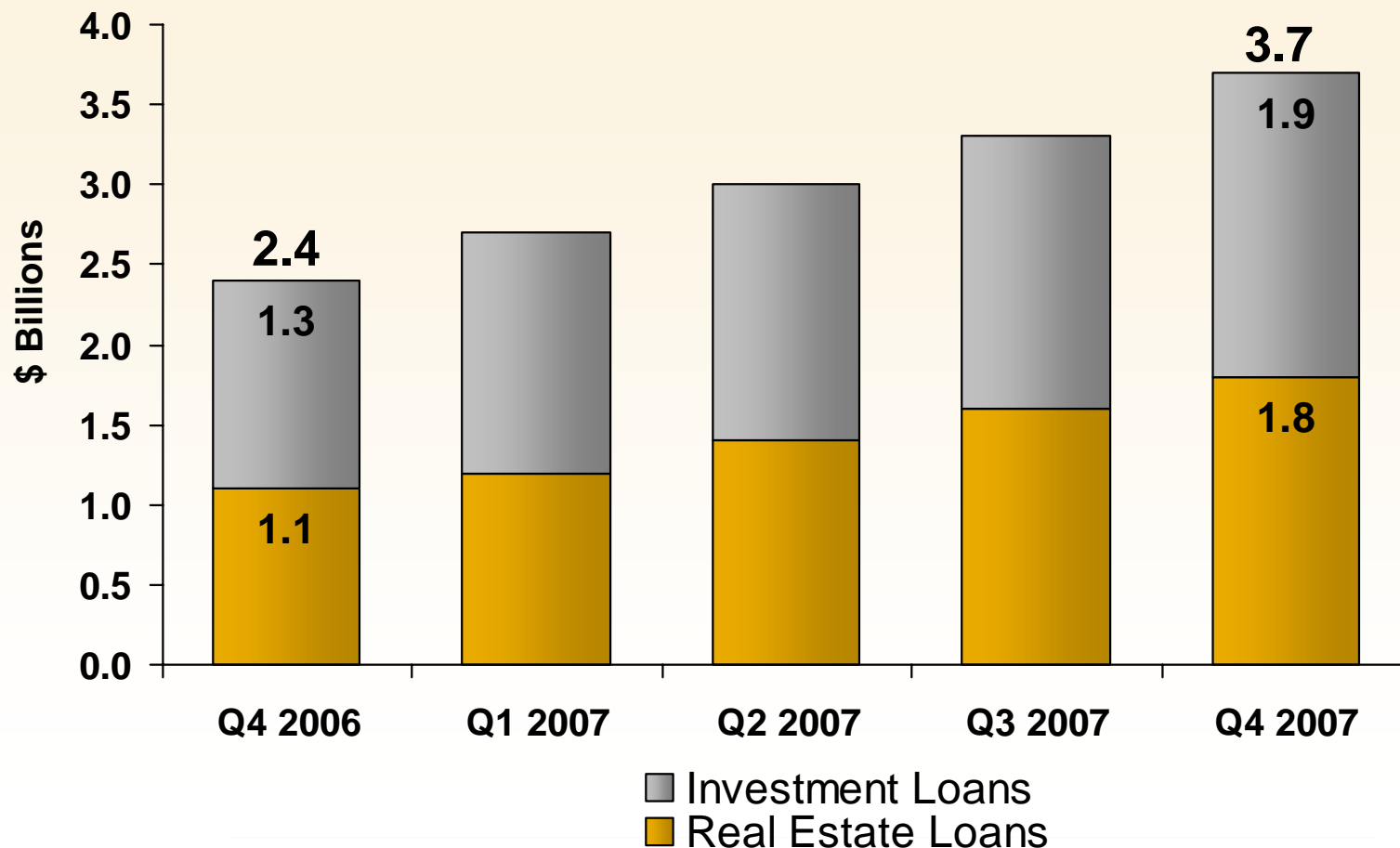


* Annualized based on January 30, 2008, announcement of dividend increase.

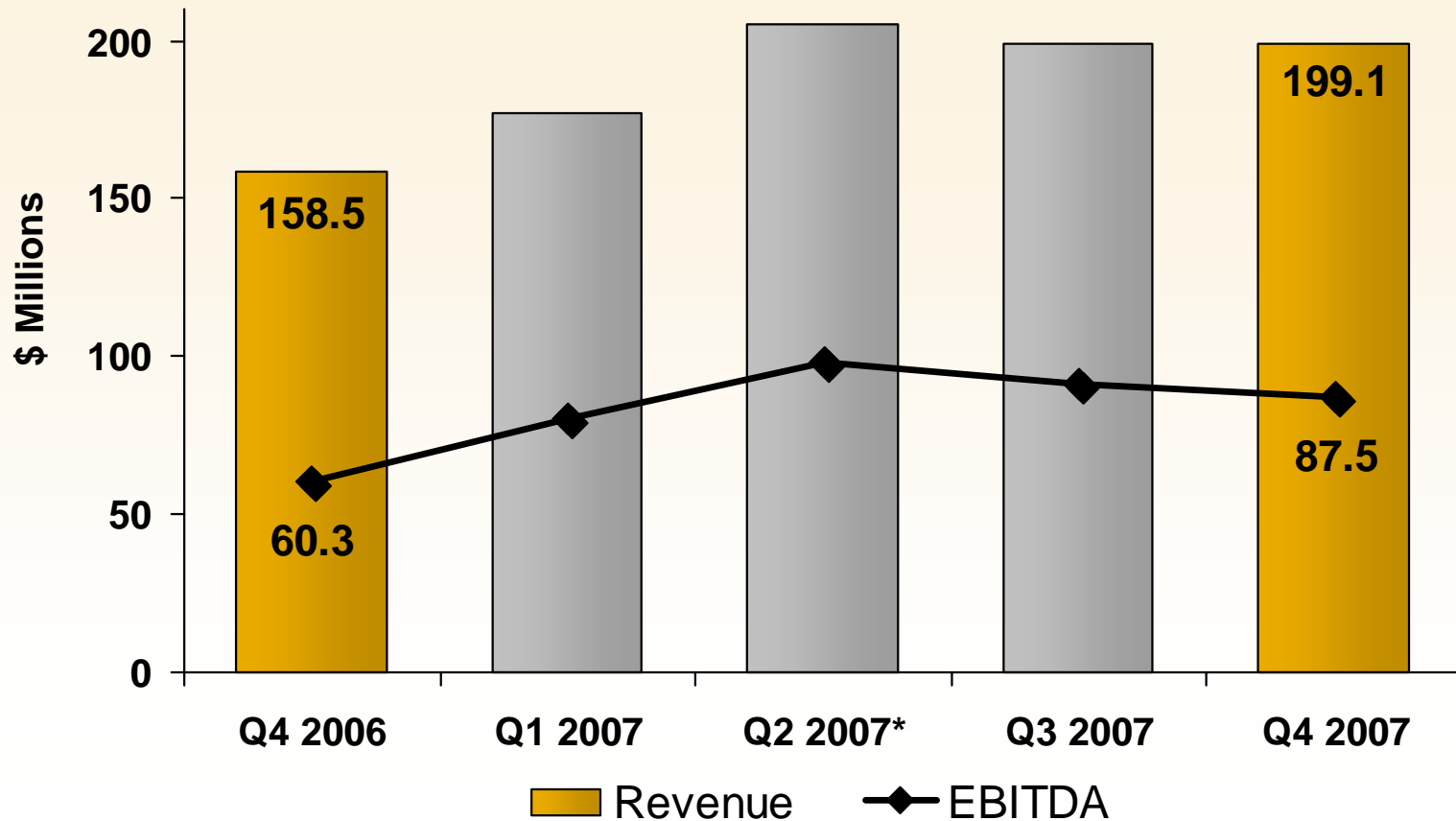
INVESTMENT MANAGEMENT: AUM



AGF TRUST COMPANY: LOAN ASSETS

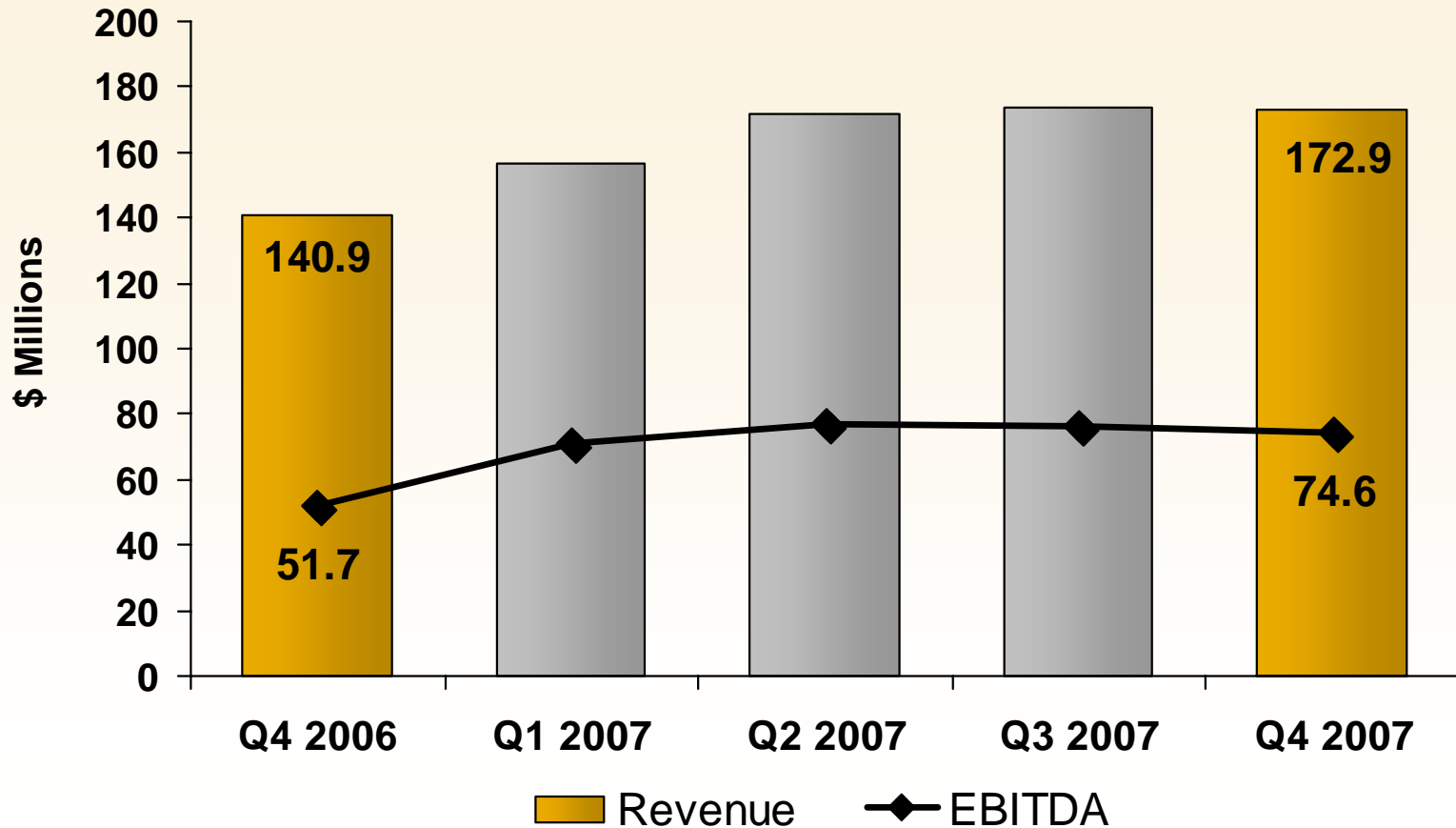


AGF MANAGEMENT LIMITED: REVENUE & EBITDA – continuing operations



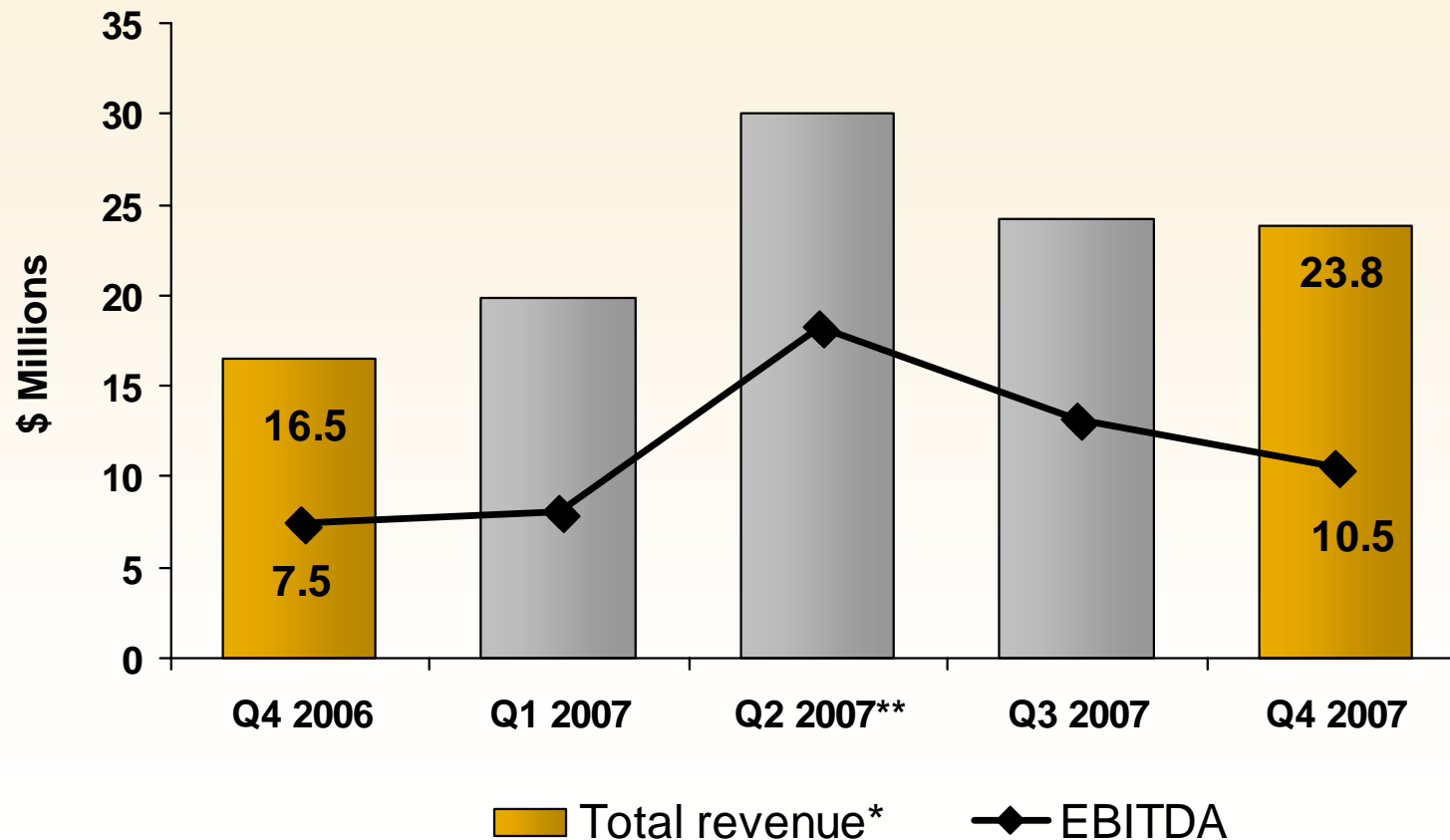
* Includes \$8.0 million securitization gain

INVESTMENT MANAGEMENT: REVENUE & EBITDA



EBITDA margin **37%** **45%** **45%** **44%** **43%**

AGF TRUST COMPANY: TOTAL REVENUE & EBITDA

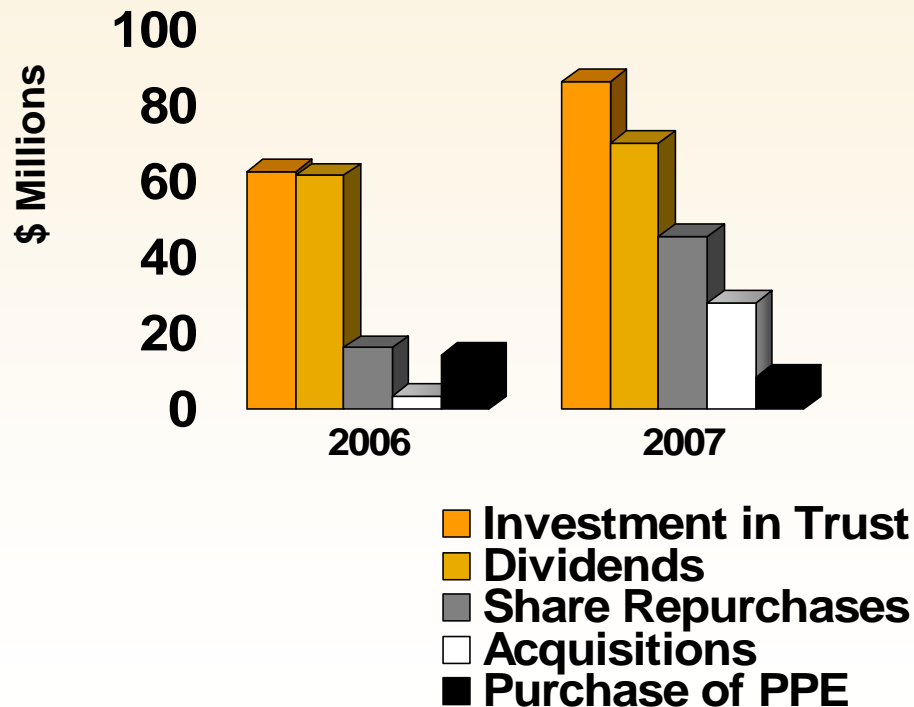


*Net interest income, other revenue and securitization gains & related items.

** Includes \$8.0 million securitization gain

AGF MANAGEMENT LIMITED: USE OF FREE CASH FLOW

Twelve Months Ended November 30



PERFORMANCE: EXTRAORDINARY VALUE TO SHAREHOLDERS

TOTAL RETURN OVER 1 YEAR

AGF.B	27%
TSX Composite	10%

TOTAL RETURN ANNUALIZED OVER 10 YEARS

AGF.B	15%
TSX Composite	10%

TOTAL RETURN ANNUALIZED SINCE INCEPTION (AUG. 1968)

AGF.B	16%
TSX Composite	10%

As at November 30, 2007

